

College of Education

Year 1 Completer/ Graduate Survey Summary

Candidates who completed/graduated one year ago (2016) were asked to complete the “College of Education (COE) Year 1 Graduate/Completer Survey”. The Survey is separated into three major categories: Demographics, Attitudes/Perceptions, and Experience at Governors State University (GSU). The purpose of the COE Graduate and Completer Survey is to collect, analyze, share and improve programs based on completer’s feedback. The results below are reflective of a survey administered to Year 1 teachers completing their first year of teaching or administration.

The survey was administered via *Survey Monkey*® as the survey platform. An email is automatically generated and was sent via *Survey Monkey*® when the Year 1 completers/graduates were identified. The EPPU followed up with an email via the completer’s personal email account. Three reminder emails were sent within a 2-week period via GSU email.

The survey of sixty questions was sent to seventy-eight (78) completers/graduates. Of the seventy-eight that were invited to complete the survey only 13 responded (17%). Of the thirteen (13) respondents, six (6) identified themselves as initial licensure and four (4) identified themselves as advanced licensure. Six (6) respondents self-identified their name, email address and district in which they currently work. A subsequent Administrative Survey was sent to the administrators of those teachers.

The results from each of the 60 questions are presented below

This survey will be repeated fall semester of each year.

Selected Findings:

- Candidates are mostly white females between the ages of 20 – 25
 - 69% White
 - 69% Females
 - 46% Age 20 - 25
- Candidates have a strong attitude towards GSU, their major and their instructors
 - 46% feel positive about their experience
 - 38% would choose GSU again
 - 89% would choose the same major
 - 40% would recommend someone to GSU
- Candidates feel prepared to teach according to the Standards
 - 40% felt prepared to take licensure exam
- Candidates feel competent in their respective content areas
 - 100% rated competent in most courses*

*Note: Numbers were too low in by content area to analyze.

Recommendations:

- Programs should continue to strengthen curriculum and experiences
 - Programs should continue to review feedback regarding individual courses and make changes as necessary
 - Programs should continue to review feedback regarding field experiences and make changes as necessary

Q1 Name

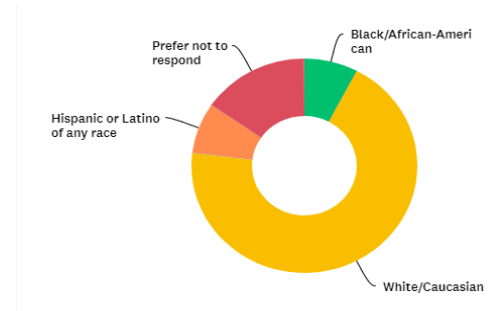
Not included in the summary

Q2 Your current school and/or district

Not included in the summary

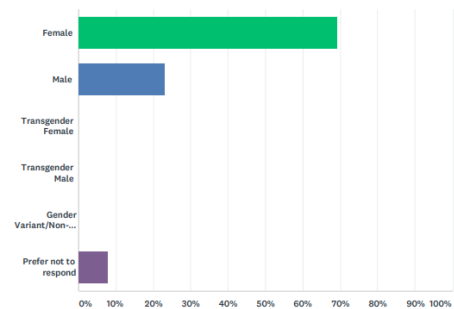
Q3 My racial/ethnic origin

ANSWER CHOICES	RESPONSES	
Black/African-American	7.69%	1
Native American or Alaskan Native	0.00%	0
White/Caucasian	69.23%	9
Asian	0.00%	0
Hispanic or Latino of any race	7.69%	1
Native Hawaiian or other Pacific Islander	0.00%	0
Two or more races	0.00%	0
Other	0.00%	0
Prefer not to respond	15.38%	2
TOTAL		13



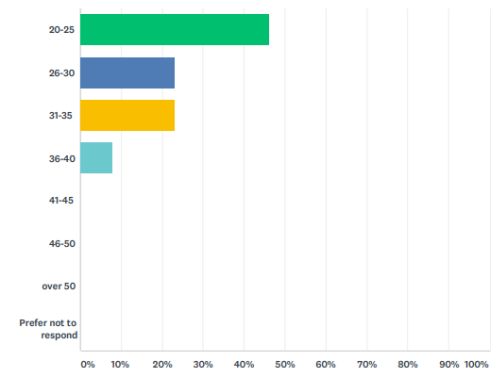
Q4 The gender with which I most identify

ANSWER CHOICES	RESPONSES	
Female	69.23%	9
Male	23.08%	3
Transgender Female	0.00%	0
Transgender Male	0.00%	0
Gender Variant/Non-Conforming	0.00%	0
Prefer not to respond	7.69%	1
TOTAL		13



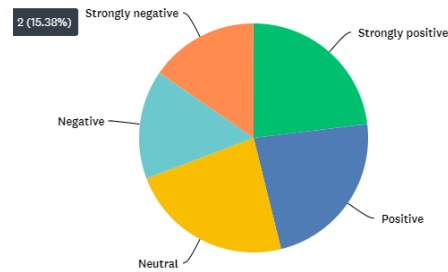
Q5 My age falls within the following range:

ANSWER CHOICES	RESPONSES	
20-25	46.15%	6
26-30	23.08%	3
31-35	23.08%	3
36-40	7.69%	1
41-45	0.00%	0
46-50	0.00%	0
over 50	0.00%	0
Prefer not to respond	0.00%	0
TOTAL		13



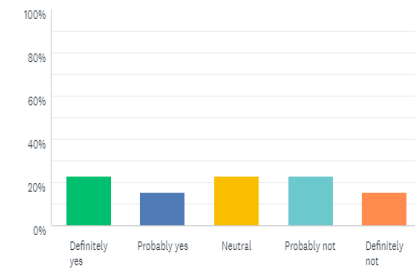
Q6 My present attitude toward Governors State University:

ANSWER CHOICES	RESPONSES	
Strongly positive	23.08%	3
Positive	23.08%	3
Neutral	23.08%	3
Negative	15.38%	2
Strongly negative	15.38%	2
TOTAL	13	



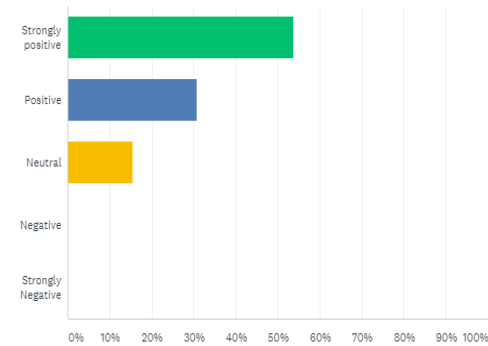
Q7 If I were to begin my education experience (most recent degree, license, or endorsement) all over again, I would attend Governors State University.

ANSWER CHOICES	RESPONSES	
Definitely yes	23.08%	3
Probably yes	15.38%	2
Neutral	23.08%	3
Probably not	23.08%	3
Definitely not	15.38%	2
TOTAL	13	



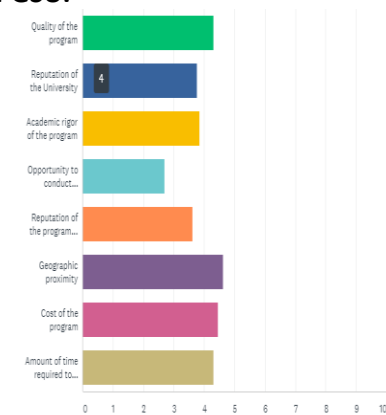
Q8 If I were to begin my educational experience (most recent degree, license, or endorsement) all over again, I would choose the same major or focus.

ANSWER CHOICES	RESPONSES	
Strongly positive	53.85%	7
Positive	30.77%	4
Neutral	15.38%	2
Negative	0.00%	0
Strongly Negative	0.00%	0
TOTAL	13	



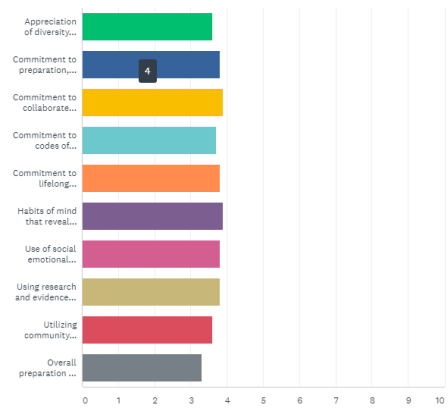
Q9 The following factors were important to me in my selection of GSU.

	VERY IMPORTANT	IMPORTANT	NEUTRAL	SLIGHTLY IMPORTANT	NOT IMPORTANT AT ALL	TOTAL	WEIGHTED AVERAGE
Quality of the program	38.46% 5	53.85% 7	7.69% 1	0.00% 0	0.00% 0	13	4.31
Reputation of the University	7.69% 1	69.23% 9	15.38% 2	7.69% 1	0.00% 0	13	3.77
Academic rigor of the program	23.08% 3	46.15% 6	23.08% 3	7.69% 1	0.00% 0	13	3.85
Opportunity to conduct research	7.69% 1	15.38% 2	46.15% 6	0.00% 0	30.77% 4	13	2.69
Reputation of the program faculty	23.08% 3	23.08% 3	46.15% 6	7.69% 1	0.00% 0	13	3.62
Geographic proximity	76.92% 10	7.69% 1	15.38% 2	0.00% 0	0.00% 0	13	4.62
Cost of the program	53.85% 7	38.46% 5	7.69% 1	0.00% 0	0.00% 0	13	4.46
Amount of time required to complete the program	46.15% 6	38.46% 5	15.38% 2	0.00% 0	0.00% 0	13	4.31



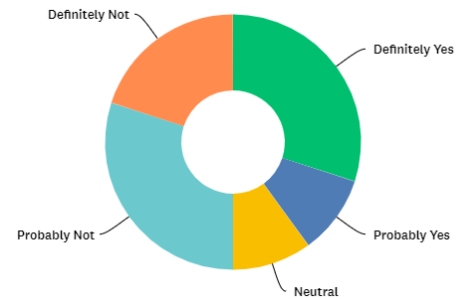
Q10 The dispositions below were enhanced by my Governors State University educator preparation program:

	STRONGLY AGREE	AGREE	NEUTRAL	DISAGREE	STRONGLY DISAGREE	TOTAL	WEIGHTED AVERAGE
Appreciation of diversity and respect for how the strengths and weaknesses of each student affects his/her learning	30.00% 3	30.00% 3	10.00% 1	30.00% 3	0.00% 0	10	3.60
Commitment to preparation, planning, and full engagement in activities that promote student success	40.00% 4	20.00% 2	20.00% 2	20.00% 2	0.00% 0	10	3.80
Commitment to collaborate with colleagues, parents/guardians, community members, and other stakeholders	30.00% 3	40.00% 4	20.00% 2	10.00% 1	0.00% 0	10	3.90
Commitment to codes of ethics, professional standards of practice, and relevant policies and laws	30.00% 3	30.00% 3	20.00% 2	20.00% 2	0.00% 0	10	3.70
Commitment to lifelong learning and professional growth	30.00% 3	40.00% 4	10.00% 1	20.00% 2	0.00% 0	10	3.80
Habits of mind that reveal reasoned eclecticism in implementing and adjusting instruction based upon empirical evidence and a knowledge of research-based best practices	40.00% 4	20.00% 2	30.00% 3	10.00% 1	0.00% 0	10	3.90



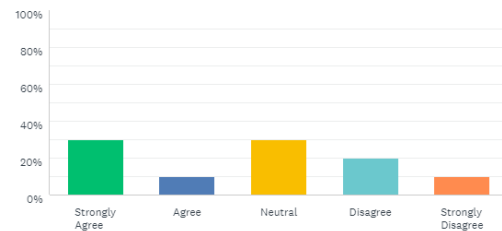
Q11 I would recommend this program to someone considering my field.

ANSWER CHOICES	RESPONSES
Definitely Yes	30.00% 3
Probably Yes	10.00% 1
Neutral	10.00% 1
Probably Not	30.00% 3
Definitely Not	20.00% 2
TOTAL	10



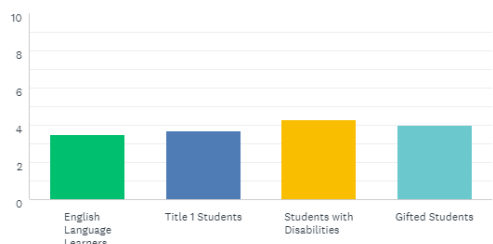
Q12 My program prepared me for the certification/licensure exam.

ANSWER CHOICES	RESPONSES
Strongly Agree	30.00% 3
Agree	10.00% 1
Neutral	30.00% 3
Disagree	20.00% 2
Strongly Disagree	10.00% 1
TOTAL	10



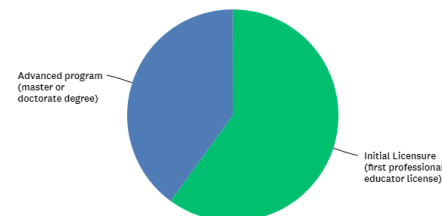
Q13 The following groups of students were represented in the schools where I observed, interned, student taught, and/or focused my advanced study.

	ALWAYS	OFTEN	SOMETIMES	RARELY	NEVER	TOTAL	WEIGHTED AVERAGE
English Language Learners	30.00% 3	20.00% 2	20.00% 2	30.00% 3	0.00% 0	10	3.50
Title 1 Students	30.00% 3	20.00% 2	40.00% 4	10.00% 1	0.00% 0	10	3.70
Students with Disabilities	50.00% 5	40.00% 4	0.00% 0	10.00% 1	0.00% 0	10	4.30
Gifted Students	40.00% 4	30.00% 3	20.00% 2	10.00% 1	0.00% 0	10	4.00



Q14 I graduated or completed the following program:

ANSWER CHOICES	RESPONSES
Initial Licensure (first professional educator license)	60.00% 6
Advanced program (master or doctorate degree)	40.00% 4
TOTAL	10

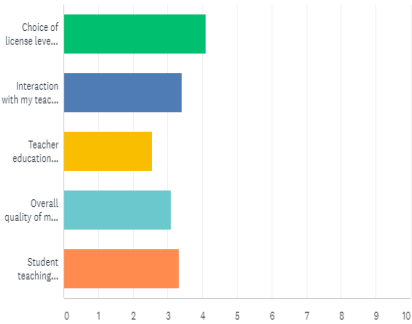


Q15 My program prepared me to meet the following knowledge and skills competencies:

	VERY WELL--	WELL--	ADEQUATELY--	POORLY--	NOT AT ALL--	TOTAL--
-- To understand the spectrum of student diversity (e.g., race and ethnicity, socioeconomic status, special education, gifted, English language learners (ELLs), sexual orientation, gender, gender identity) and the assets that each student brings and to implement culturally responsive instructional strategies	30.00% 3	30.00% 3	10.00% 1	30.00% 3	0.00% 0	10
-- To understand how each student constructs knowledge, acquires skills, and develops effective and efficient critical thinking and problem-solving capabilities	50.00% 5	10.00% 1	20.00% 2	20.00% 2	0.00% 0	10
-- To create engaging, differentiated instruction that addresses the Common Core State Standards and the Illinois Social Emotional Learning Goals	40.00% 4	10.00% 1	20.00% 2	20.00% 2	10.00% 1	10
-- To create engaging, differentiated instruction that addresses the Common Core State Standards and the Illinois Social Emotional Learning Goals	40.00% 4	20.00% 2	10.00% 1	20.00% 2	10.00% 1	10
-- To understand how teaching and student learning are influenced by development (physical, social and emotional, cognitive, linguistic), past experiences, talents, prior knowledge, economic circumstances, and diversity within the community and to use data related to these and other factors to inform developmentally appropriate instruction	40.00% 4	20.00% 2	20.00% 2	20.00% 2	0.00% 0	10
-- To understand the impact of cognitive, emotional, physical, and sensory disabilities on learning and communication pursuant to the Individuals with Disabilities Education Improvement Act and to create instructional accommodations for the academic success of each student	30.00% 3	30.00% 3	10.00% 1	10.00% 1	20.00% 2	10
-- To understand the impact of linguistic and cultural diversity on learning and communication	30.00% 3	30.00% 3	10.00% 1	10.00% 1	20.00% 2	10
-- To develop an effective teaching presence in the classroom using effective oral and written communication skills	30.00% 3	20.00% 2	40.00% 4	0.00% 0	10.00% 1	10
-- To establish equity in a classroom environment conducive to learning	30.00% 3	30.00% 3	10.00% 1	20.00% 2	10.00% 1	10
-- To effectively address individual and group motivation for learning and classroom behavior	30.00% 3	10.00% 1	50.00% 5	0.00% 0	10.00% 1	10
-- To teach beginning and/or content area literacy skills	30.00% 3	10.00% 1	10.00% 1	20.00% 2	30.00% 3	10
-- To assess student learning both formatively and summatively, to provide effective feedback to students, and to use research and evidence to measure student progress	40.00% 4	20.00% 2	30.00% 3	0.00% 0	10.00% 1	10
-- To model appropriate and responsible use of technology and to implement use of technology in instruction when appropriate and effective	30.00% 3	10.00% 1	40.00% 4	0.00% 0	20.00% 2	10
-- To understand one's personal perspectives and biases and their effects on one's teaching	40.00% 4	20.00% 2	20.00% 2	0.00% 0	20.00% 2	10
-- To understand how to identify individual needs and how to locate and access technology, services, and resources to address those needs	30.00% 3	20.00% 2	20.00% 2	20.00% 2	10.00% 1	10
-- To build and maintain collaborative relationships for fostering cognitive, linguistic, physical, and social and emotional development. This teacher works as a team member with colleagues, students, parents/guardians, and community members.	40.00% 4	20.00% 2	30.00% 3	0.00% 0	10.00% 1	10
-- To be an ethical and reflective practitioner who exhibits professionalism; provides leadership in the learning community; and advocates for students, parents/guardians, and the profession.	40.00% 4	30.00% 3	30.00% 3	0.00% 0	0.00%	

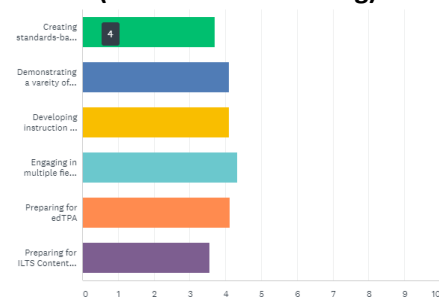
Q16 My satisfaction with each of these program components could be described in the following manner:

	VERY SATISFIED	SATISFIED	NEUTRAL	DISSATISFIED	VERY DISSATISFIED	TOTAL	WEIGHTED AVERAGE
▼ Choice of license level (certification), i.e., Early Childhood, Elementary, Middle Grades, Secondary	30.00% 3	50.00% 5	20.00% 2	0.00% 0	0.00% 0	10	4.10
▼ Interaction with my teacher preparation faculty	20.00% 2	30.00% 3	20.00% 2	30.00% 3	0.00% 0	10	3.40
▼ Teacher education program advising in my area	33.33% 3	0.00% 0	11.11% 1	0.00% 0	55.56% 5	9	2.56
▼ Overall quality of my education program	30.00% 3	10.00% 1	10.00% 1	40.00% 4	10.00% 1	10	3.10
▼ Student teaching supervision	11.11% 1	33.33% 3	44.44% 4	0.00% 0	11.11% 1	9	3.33



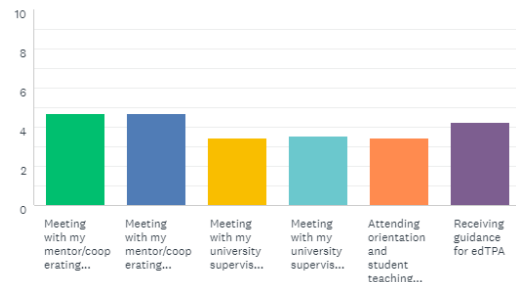
Q17 I would describe the opportunities listed below in the following manner (Pre-Student Teaching):

	VERY VALUABLE	VALUABLE	MODERATELY VALUABLE	SLIGHTLY VALUABLE	NOT VALUABLE	TOTAL	WEIGHTED AVERAGE
Creating standards-based, data-driven lesson plans	30.00% 3	50.00% 5	0.00% 0	0.00% 0	20.00% 2	10	3.70
Demonstrating a variety of strategies and modes of teaching	44.44% 4	33.33% 3	11.11% 1	11.11% 1	0.00% 0	9	4.11
Developing Instruction for PreK-12 students	33.33% 3	55.56% 5	0.00% 0	11.11% 1	0.00% 0	9	4.11
Engaging in multiple field experiences	33.33% 3	66.67% 6	0.00% 0	0.00% 0	0.00% 0	9	4.33
Preparing for edTPA	50.00% 4	37.50% 3	0.00% 0	0.00% 0	12.50% 1	8	4.13
Preparing for ILTS Content Examination(s)	22.22% 2	44.44% 4	11.11% 1	11.11% 1	11.11% 1	9	3.56



Q18 I would describe the opportunities listed below in the following manner (During Student Teaching):

	VERY VALUABLE	VALUABLE	SOMEWHAT VALUABLE	SLIGHTLY VALUABLE	NOT VALUABLE	TOTAL	WEIGHTED AVERAGE
Meeting with my mentor/cooperating teacher to discuss my lesson plans	85.71% 6	0.00% 0	14.29% 1	0.00% 0	0.00% 0	7	4.71
Meeting with my mentor/cooperating teacher to discuss my teaching	85.71% 6	0.00% 0	14.29% 1	0.00% 0	0.00% 0	7	4.71
Meeting with my university supervisor to discuss my lesson plans	28.57% 2	14.29% 1	42.86% 3	0.00% 0	14.29% 1	7	3.43
Meeting with my university supervisor to discuss my teaching	28.57% 2	14.29% 1	42.86% 3	14.29% 1	0.00% 0	7	3.57
Attending orientation and student teaching seminars	42.86% 3	0.00% 0	28.57% 2	14.29% 1	14.29% 1	7	3.43
Receiving guidance for edTPA	75.00% 6	0.00% 0	12.50% 1	0.00% 0	12.50% 1	8	4.25



Q19 Other than student teaching, the program component most valuable to me in preparation for teaching was:

- Any class with Professor Cunningham. She is very thorough and cares about the students' learning. She breaks things down and allows students to practice the information she presents in class.
- Understanding that students learn in deferent ways and still being able to teach them intentionally.
- Seminars on Edtpa preparedness
- The core subject matter classes in my degree were well done. The adjunct professors did an excellent job and were very knowledgeable.

Q20 I would make the following recommendation(s) to improve pre-student teaching field experience:

- Teach students how to use a smart board or Promethean board.
- I would include more structured content for teaching beginning literacy skills.
- Clear instructions on when and where we will be meeting.
- Better quality math and children's literature instruction.

Q21 I would make the following recommendation(s) to improve the student teaching experience:

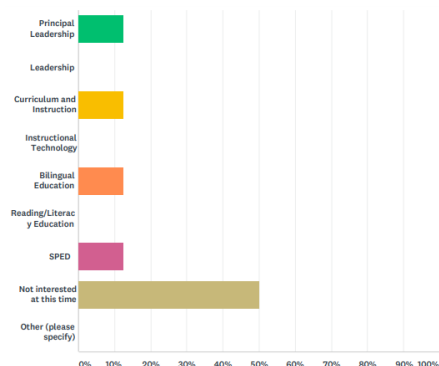
No Response

Q22 I would make the following recommendation(s) to improve my program overall:

No Response

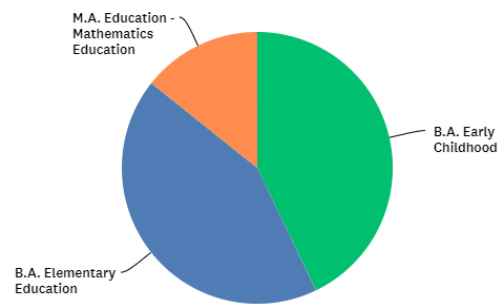
Q23 I am interested in pursuing advanced professional development, entitlement, licensure, or degree in the following area:

ANSWER CHOICES	RESPONSES
Principal Leadership	12.50% 1
Leadership	0.00% 0
Curriculum and Instruction	12.50% 1
Instructional Technology	0.00% 0
Bilingual Education	12.50% 1
Reading/Literacy Education	0.00% 0
SPED	12.50% 1
Not interested at this time	50.00% 4
Other (please specify)	0.00% 0
TOTAL	8



Q24 I graduated from or completed the following program:

ANSWER CHOICES	RESPONSES	
▼ B.A. Early Childhood	42.86%	3
▼ B.A. Elementary Education	42.86%	3
▼ B.A./B.S. Secondary Education	0.00%	0
▼ M.A. Early Childhood Education	0.00%	0
▼ M.A. Education - Mathematics Education	14.29%	1
▼ Certificate Early Childhood Education	0.00%	0
▼ Certificate Secondary Education	0.00%	0
TOTAL		7



Q25 My Early Childhood Education program prepared me in the following areas:

	VERY WELL–	WELL–	ADEQUATELY–	POORLY–	NOT AT ALL–	TOTAL–	WEIGHTED AVERAGE–
– Knowing and understanding young children’s characteristics and needs	100.00% 3	0.00% 0	0.00% 0	0.00% 0	0.00% 0	3	5.00
– Applying educational theories and philosophical perspectives to current teaching and learning issues	100.00% 3	0.00% 0	0.00% 0	0.00% 0	0.00% 0	3	5.00
– Knowing and understanding the multiple influences on development and learning	100.00% 3	0.00% 0	0.00% 0	0.00% 0	0.00% 0	3	5.00
– Using developmental knowledge to create healthy, respectful, supportive, and challenging learning environments that facilitate cultural and linguistic responsiveness, emotional well-being, self-efficacy, positive social interaction, mutual respect, active engagement, academic risk-taking, self-motivation, and personal goal-setting	100.00% 3	0.00% 0	0.00% 0	0.00% 0	0.00% 0	3	5.00
– Applying the knowledge and applications learned in Early Childhood Education lab experiences	100.00% 3	0.00% 0	0.00% 0	0.00% 0	0.00% 0	3	5.00
– Using foundational knowledge of oral communication, reading, and writing to prepare young children to develop basic and content area communication skills, birth to grade 2	100.00% 3	0.00% 0	0.00% 0	0.00% 0	0.00% 0	3	5.00
– Knowing about and understanding diverse family and community characteristics and how children develop and learn within the context of their social, economic, cultural, linguistic, and academic experiences	100.00% 3	0.00% 0	0.00% 0	0.00% 0	0.00% 0	3	5.00
– Supporting and engaging families and communities through respectful, reciprocal relationships	100.00% 3	0.00% 0	0.00% 0	0.00% 0	0.00% 0	3	5.00
– Involving families and communities in their children's development and learning	100.00% 3	0.00% 0	0.00% 0	0.00% 0	0.00% 0	3	5.00
– Understanding the goals, benefits, and uses of assessment	100.00% 3	0.00% 0	0.00% 0	0.00% 0	0.00% 0	3	5.00
– Knowing about and using observation, documentation, and other appropriate assessment tools and approaches	100.00% 3	0.00% 0	0.00% 0	0.00% 0	0.00% 0	3	5.00
– Making decisions driven by data about instructional and curricular effectiveness and adjusting practices to meet the needs of each child	100.00% 3	0.00% 0	0.00% 0	0.00% 0	0.00% 0	3	5.00
– Understanding and practicing responsible assessment to promote positive outcomes for each child	100.00% 3	0.00% 0	0.00% 0	0.00% 0	0.00% 0	3	5.00
– Knowing about assessment partnerships with families and with professional colleagues	100.00% 3	0.00% 0	0.00% 0	0.00% 0	0.00% 0	3	5.00
–	100.00% 3	0.00% 0	0.00% 0	0.00% 0	0.00% 0		

	VERY WELL–	WELL–	ADEQUATELY–	POORLY–	NOT AT ALL–	TOTAL–	WEIGHTED AVERAGE–
– Understanding positive relationships and supportive interactions as the foundation of work with children						3	5.00
– Knowing and understanding effective strategies and tools for early education that support development of critical and creative thinking, problem-solving, and continuous growth and learning.	100.00% 3	0.00% 0	0.00% 0	0.00% 0	0.00% 0	3	5.00
– Using a broad repertoire of developmentally appropriate teaching/learning approaches to integrate meaningful learning experiences that develop children's competence across all developmental and content areas, birth to grade 2	100.00% 3	0.00% 0	0.00% 0	0.00% 0	0.00% 0	3	5.00
– Incorporating the Internet and other resources into instructional planning and using new technologies to facilitate learning for children	100.00% 3	0.00% 0	0.00% 0	0.00% 0	0.00% 0	3	5.00
– Reflecting on practice to promote positive outcomes for each child	100.00% 3	0.00% 0	0.00% 0	0.00% 0	0.00% 0	3	5.00
– Knowing, understanding, and using the central concepts, inquiry tools, structures, and resources in each of the following content areas: language and literacy (English language arts); mathematics; science; safety; nutrition; social science; physical development and health; art, music, and drama (fine arts)	100.00% 3	0.00% 0	0.00% 0	0.00% 0	0.00% 0	3	5.00
– Using current research and best practices, one's own knowledge, appropriate early learning standards, including the Common Core and Illinois Social Emotional Learning Goals, as well as other resources to design, implement, and evaluate meaningful, challenging curricula for each child, birth to grade 2	100.00% 3	0.00% 0	0.00% 0	0.00% 0	0.00% 0	3	5.00
– Identifying and involving oneself with the early childhood field	100.00% 3	0.00% 0	0.00% 0	0.00% 0	0.00% 0	3	5.00
– Providing leadership in the learning community	100.00% 3	0.00% 0	0.00% 0	0.00% 0	0.00% 0	3	5.00
– Knowing about and upholding ethical standards and other professional policies and guidelines	100.00% 3	0.00% 0	0.00% 0	0.00% 0	0.00% 0	3	5.00
– Engaging in continuous, collaborative learning to inform practice	100.00% 3	0.00% 0	0.00% 0	0.00% 0	0.00% 0	3	5.00
– Integrating knowledgeable, reflective, and critical perspectives on early education	100.00% 3	0.00% 0	0.00% 0	0.00% 0	0.00% 0	3	5.00
– Engaging in informed advocacy for children, parents/guardians, and the profession	100.00% 3	0.00% 0	0.00% 0	0.00% 0	0.00% 0	3	5.00

Q26

My experience in the Early Childhood Education program was characterized by the following statements:

	STRONGLY AGREE–	AGREE–	NEUTRAL–	DISAGREE–	STRONGLY DISAGREE–	TOTAL–	WEIGHTED AVERAGE–
– I was challenged and supported.	100.00% 3	0.00% 0	0.00% 0	0.00% 0	0.00% 0	3	5.00
– Faculty took an interest in me.	100.00% 3	0.00% 0	0.00% 0	0.00% 0	0.00% 0	3	5.00
– Evaluation of my performance was linked to standards.	100.00% 3	0.00% 0	0.00% 0	0.00% 0	0.00% 0	3	5.00
– I developed conceptually.	100.00% 3	0.00% 0	0.00% 0	0.00% 0	0.00% 0	3	5.00
– My personal and professional social/emotional competencies were enhanced.	100.00% 3	0.00% 0	0.00% 0	0.00% 0	0.00% 0	3	5.00
– I developed skills to create meaningful learning experiences for students.	100.00% 3	0.00% 0	0.00% 0	0.00% 0	0.00% 0	3	5.00

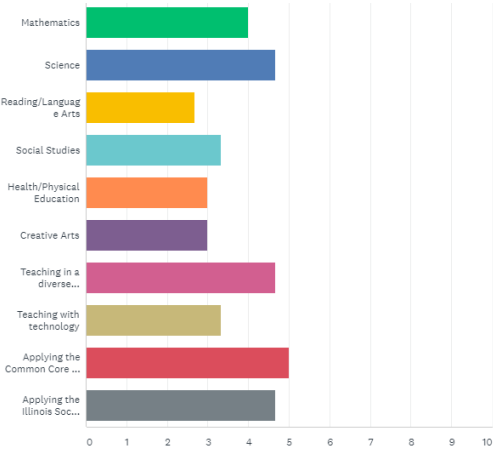
– I developed skills to actively engage students in learning.	100.00% 3	0.00% 0	0.00% 0	0.00% 0	0.00% 0	3	5.00
– I developed skills in lesson and unit planning.	100.00% 3	0.00% 0	0.00% 0	0.00% 0	0.00% 0	3	5.00
– I gained skills in differentiating and making adaptations for diverse students.	100.00% 3	0.00% 0	0.00% 0	0.00% 0	0.00% 0	3	5.00
– I developed skills in communication and collaboration with families, colleagues, and the community.	100.00% 3	0.00% 0	0.00% 0	0.00% 0	0.00% 0	3	5.00
– I developed skills in the assessment of instruction and learning.	100.00% 3	0.00% 0	0.00% 0	0.00% 0	0.00% 0	3	5.00
– I developed effective classroom management strategies.	100.00% 3	0.00% 0	0.00% 0	0.00% 0	0.00% 0	3	5.00
– I gained a deeper understanding of cultural diversity.	100.00% 3	0.00% 0	0.00% 0	0.00% 0	0.00% 0	3	5.00
– I developed skills in the use of technology.	100.00% 3	0.00% 0	0.00% 0	0.00% 0	0.00% 0	3	5.00
– I received a strong background in motivation and human growth and development.	100.00% 3	0.00% 0	0.00% 0	0.00% 0	0.00% 0	3	5.00
– I received a strong background in the skills of critical thinking, problem solving, and performance skills.	100.00% 3	0.00% 0	0.00% 0	0.00% 0	0.00% 0	3	5.00
– I developed skills in communication and collaboration with families, colleagues, and the community.	100.00% 3	0.00% 0	0.00% 0	0.00% 0	0.00% 0	3	5.00

Q27 I am finished with this page.

No Response

Q28 As a result of my experience in the Elementary Education program, I believe I am well prepared in the following areas:

	STRONGLY AGREE	AGREE	NEUTRAL	DISAGREE	STRONGLY DISAGREE	TOTAL	WEIGHTED AVERAGE
Mathematics	33.33% 1	33.33% 1	33.33% 1	0.00% 0	0.00% 0	3	4.00
Science	66.67% 2	33.33% 1	0.00% 0	0.00% 0	0.00% 0	3	4.67
Reading/Language Arts	33.33% 1	0.00% 0	0.00% 0	33.33% 1	33.33% 1	3	2.67
Social Studies	0.00% 0	66.67% 2	0.00% 0	33.33% 1	0.00% 0	3	3.33
Health/Physical Education	0.00% 0	66.67% 2	0.00% 0	0.00% 0	33.33% 1	3	3.00
Creative Arts	0.00% 0	50.00% 1	0.00% 0	50.00% 1	0.00% 0	2	3.00
Teaching in a diverse classroom or school	66.67% 2	33.33% 1	0.00% 0	0.00% 0	0.00% 0	3	4.67
Teaching with technology	33.33% 1	0.00% 0	33.33% 1	33.33% 1	0.00% 0	3	3.33
Applying the Common Core and Illinois Learning Standards	100.00% 3	0.00% 0	0.00% 0	0.00% 0	0.00% 0	3	5.00
Applying the Illinois Social Emotional Learning Goals	66.67% 2	33.33% 1	0.00% 0	0.00% 0	0.00% 0	3	4.67



Q29 My experience in the Elementary Education program was characterized by the following statements:

	STRONGLY AGREE	AGREE	NEUTRAL	DISAGREE	STRONGLY DISAGREE	TOTAL	WEIGHTED AVERAGE
I was challenged and supported.	33.33% 1	33.33% 1	33.33% 1	0.00% 0	0.00% 0	3	4.00
Faculty took an interest in me.	33.33% 1	66.67% 2	0.00% 0	0.00% 0	0.00% 0	3	4.33
Evaluation of my performance was linked to standards.	33.33% 1	0.00% 0	33.33% 1	33.33% 1	0.00% 0	3	3.33
I developed conceptually.	33.33% 1	66.67% 2	0.00% 0	0.00% 0	0.00% 0	3	4.33
My personal and professional social/emotional competencies were enhanced.	33.33% 1	66.67% 2	0.00% 0	0.00% 0	0.00% 0	3	4.33
I developed skills to create meaningful experiences for students.	33.33% 1	66.67% 2	0.00% 0	0.00% 0	0.00% 0	3	4.33
I developed skills to actively engage students in learning.	66.67% 2	33.33% 1	0.00% 0	0.00% 0	0.00% 0	3	4.67
I developed skills in lesson and unit planning.	66.67% 2	33.33% 1	0.00% 0	0.00% 0	0.00% 0	3	4.67
I gained skills in making adaptations for diverse students.	100.00% 3	0.00% 0	0.00% 0	0.00% 0	0.00% 0	3	5.00
I developed skills in communication and collaboration with families, colleagues, and the community.	66.67% 2	33.33% 1	0.00% 0	0.00% 0	0.00% 0	3	4.67
I developed skills in the assessment of instruction and learning.	33.33% 1	33.33% 1	33.33% 1	0.00% 0	0.00% 0	3	4.00

Q30 I am finished with this page.

No Response

Q31 I would make the following recommendation(s) to improve the microteaching experience:

No Response

Q32 My Secondary Education program prepared me the following:

No Response

Q33 My content area major is:

No Response

Q34 My Biology Education program prepared me to teach in the following subject areas (Select “NA” if an area was not included in your program of study):

No Response

Q35 My Biology Education program prepared me to accomplish the following:

No Response

Q36 My experience in the Biology Education program was characterized by the following statements:

No Response

Q37 I am finished with this page.

Q38 My Chemistry Education program prepared me to teach in the following subject areas (Select “NA” if an area was not included in your program of study):

No Response

Q39 My Chemistry Education program prepared me to accomplish the following:

No Response

Q40 My experience in the Chemistry Education program was characterized by the following statements:

No Response

Q41 I am finished with this page.

Q42 My English Education program prepared me to teach in the following subject areas (Select “NA” if an area was not included in your program of study):

No Response

- Q43

My English Education program prepared me to accomplish the following:

No Response
- Q44

My experience in the English Education program was characterized by the following statements:

No Response
- Q45

I am finished with this page.
- Q46

My Mathematics Education program prepared me to teach in the following subject areas (Select “NA” if an area was not included in your program of study):

	VERY WELL	WELL	ADEQUATELY	POORLY	NOT AT ALL	N/A	TOTAL	WEIGHTED AVERAGE
Calculus	0.00% 0	0.00% 0	0.00% 0	0.00% 0	100.00% 1	0.00% 0	1	1.00
Geometry	0.00% 0	100.00% 1	0.00% 0	0.00% 0	0.00% 0	0.00% 0	1	4.00
Non-Euclidian Geometry	0.00% 0	0.00% 0	100.00% 1	0.00% 0	0.00% 0	0.00% 0	1	3.00
Algebra	0.00% 0	100.00% 1	0.00% 0	0.00% 0	0.00% 0	0.00% 0	1	4.00

GSU Division of Education Graduate and Completer Survey Year 1

Number Theory	0.00% 0	100.00% 1	0.00% 0	0.00% 0	0.00% 0	0.00% 0	1	4.00
Analysis of Real Variables	0.00% 0	0.00% 0	0.00% 0	100.00% 1	0.00% 0	0.00% 0	1	2.00
Analysis of Complex Variables	0.00% 0	0.00% 0	0.00% 0	100.00% 1	0.00% 0	0.00% 0	1	2.00
Differential Equations	0.00% 0	0.00% 0	0.00% 0	0.00% 0	100.00% 1	0.00% 0	1	1.00
History of Mathematics	0.00% 0	0.00% 0	0.00% 0	0.00% 0	100.00% 1	0.00% 0	1	1.00
Topology	0.00% 0	0.00% 0	0.00% 0	0.00% 0	100.00% 1	0.00% 0	1	1.00
Probability	0.00% 0	0.00% 0	100.00% 1	0.00% 0	0.00% 0	0.00% 0	1	3.00
Statistical Methods	0.00% 0	0.00% 0	100.00% 1	0.00% 0	0.00% 0	0.00% 0	1	3.00

- Q47

My Mathematics Education program prepared me to accomplish the following:

	VERY WELL	WELL	ADEQUATELY	POORLY	NOT AT ALL	TOTAL	WEIGHTED AVERAGE
Teach the major concepts and theories of mathematics	0.00% 0	0.00% 0	100.00% 1	0.00% 0	0.00% 0	1	3.00
Use the methodologies of Mathematics Education to teach mathematics	0.00% 0	0.00% 0	100.00% 1	0.00% 0	0.00% 0	1	3.00

63 / 78

GSU Division of Education Graduate and Completer Survey Year I

Design and teach lessons based on technological issues related to mathematics	0.00% 0	0.00% 0	0.00% 0	0.00% 0	100.00% 1	1	1.00
Design, implement, and assess instruction based on the Common Core and state and national standards	0.00% 0	0.00% 0	0.00% 0	100.00% 1	0.00% 0	1	2.00
Develop and assess curricula based on state and national standards	0.00% 0	0.00% 0	100.00% 1	0.00% 0	0.00% 0	1	3.00
Relate mathematics to the interests of students	0.00% 0	0.00% 0	100.00% 1	0.00% 0	0.00% 0	1	3.00
Use small groups to facilitate inquiry	0.00% 0	0.00% 0	100.00% 1	0.00% 0	0.00% 0	1	3.00
Use a variety of teaching and learning strategies to engage and challenge all students	0.00% 0	0.00% 0	100.00% 1	0.00% 0	0.00% 0	1	3.00
Teach mathematics in a diverse classroom	0.00% 0	0.00% 0	100.00% 1	0.00% 0	0.00% 0	1	3.00
Work with students with special needs	0.00% 0	0.00% 0	0.00% 0	100.00% 1	0.00% 0	1	2.00
Apply the Common Core and Illinois Learning Standards in my content area	0.00% 0	0.00% 0	100.00% 1	0.00% 0	0.00% 0	1	3.00
Apply the Illinois Social Emotional Learning Goals	0.00% 0	0.00% 0	0.00% 0	0.00% 0	100.00% 1	1	1.00
Adapt instruction and assessment for English Language Learners	0.00% 0	0.00% 0	0.00% 0	100.00% 1	0.00% 0	1	2.00
Teach reading and writing skills in mathematics	0.00% 0	0.00% 0	100.00% 1	0.00% 0	0.00% 0	1	3.00

Q48

My experience in the Mathematics Education program was characterized by the following statements:

	STRONGLY AGREE	AGREE	NEUTRAL	DISAGREE	STRONGLY DISAGREE	TOTAL	WEIGHTED AVERAGE
I was challenged and supported.	0.00% 0	100.00% 1	0.00% 0	0.00% 0	0.00% 0	1	4.00
Faculty took an interest in me.	100.00% 1	0.00% 0	0.00% 0	0.00% 0	0.00% 0	1	5.00
Evaluation of my performance was linked to standards.	100.00% 1	0.00% 0	0.00% 0	0.00% 0	0.00% 0	1	5.00
I developed conceptually.	0.00% 0	100.00% 1	0.00% 0	0.00% 0	0.00% 0	1	4.00
My personal and professional social/emotional competencies were enhanced.	0.00% 0	0.00% 0	100.00% 1	0.00% 0	0.00% 0	1	3.00
I developed skills to create meaningful learning experiences for students.	0.00% 0	0.00% 0	100.00% 1	0.00% 0	0.00% 0	1	3.00
I developed skills to actively engage students in learning.	0.00% 0	100.00% 1	0.00% 0	0.00% 0	0.00% 0	1	4.00
I developed skills in lesson and unit planning.	0.00% 0	0.00% 0	0.00% 0	100.00% 1	0.00% 0	1	2.00
I gained skills in making adaptations for diverse students.	0.00% 0	0.00% 0	0.00% 0	100.00% 1	0.00% 0	1	2.00
I developed skill in communication and collaboration with families, colleagues, and the community.	0.00% 0	0.00% 0	0.00% 0	100.00% 1	0.00% 0	1	2.00
I developed skills in the assessment of instruction and learning.	0.00% 0	0.00% 0	0.00% 0	100.00% 1	0.00% 0	1	2.00
I developed effective classroom management strategies.	0.00% 0	0.00% 0	0.00% 0	100.00% 1	0.00% 0	1	2.00
I gained deeper understanding of cultural diversity.	0.00% 0	0.00% 0	0.00% 0	100.00% 1	0.00% 0	1	2.00
I developed skills in the use of technology.	0.00% 0	0.00% 0	0.00% 0	0.00% 0	100.00% 1	1	1.00
I received a strong background in motivation and human growth and development.	0.00% 0	0.00% 0	0.00% 0	0.00% 0	100.00% 1	1	1.00
I received a strong background in the development of critical thinking, problem solving, and performance skills.	0.00% 0	0.00% 0	100.00% 1	0.00% 0	0.00% 0	1	3.00
I developed skills in communication and collaboration with families, colleagues, and the community.	0.00% 0	0.00% 0	100.00% 1	0.00% 0	0.00% 0	1	3.00

Q49

I am finished with this page.

- Q50** I received a degree in the following program:
No Response
- Q51** How satisfied are you with the following?
No Response
- Q52** Indicate your perception of the quality of the program components listed below:
No Response
- Q53** I would make the following recommendation(s) to improve my program overall:
No Response
- Q54** The Educational Administration program prepared me to demonstrate an understanding of and the capacity to implement the following:
No Response
- Q55** In which of the following leadership roles do you engage as a part of your current professional position? Select "Yes" or "No" as each is applicable to you.
No Response
- Q56** At this point in your career, what is your intention regarding a position in educational administration? Select "Yes" or "No" as each is applicable to you.
No Response
- Q57** To what extent were you able to engage in the following during your practicum experiences?
No Response
- Q58** How valuable were the following in your practicum experience?
No Response
- Q59** I would make the following recommendation(s) to improve practicum experience:
No Response
- Q60** I am finished with this page.