



ROSC COUNCIL

Needs Assessment

Abstract

The ROSC Council Needs Assessment is a collaborative undertaking by Bridgeway, Inc. to highlight the needs of services in McDonough and Fulton Counties as it pertains to mental health, substance use disorders and recovery.

Jeff McFadden
Jeffm@bway.org

Table of Contents

Definition.....	3
Mission Statement.....	3
Project Description.....	3
Project Expectations.....	3
Information by County.....	4
Chapter 1. Demographics.....	4
McDonough Count.....	4
Fulton County.....	4
Community Needs Assessment.....	5
ROSC Council Stakeholder Assessment.....	6
Technical Assistance Priorities.....	8
Gaps.....	8
Inventory of Substance Use Services.....	9
Licensed Providers.....	9
Community Resource Directory.....	11
McDonough County Resources.....	11
Fulton County Resources.....	13
Community Resource Maps.....	16

Recovery Oriented System of Care

ROSC Needs Assessment

Bridgeway, Inc.

ROSC Definition

A ROSC is a coordinated network of community-based services and supports that is person-centered and builds on the strengths and resilience of individuals, families, and communities to achieve abstinence and improved health, wellness, and quality of life for those with or at risk of alcohol and drug problems.

Mission Statement

“Collaborating to build and empower communities of recovery.”

There is a lack of understanding in the counties we serve that “recovery happens within the community.” The development of a collaborating Recovery Oriented System of Care will work to create a culture that builds and nurtures recovery.

Project Description

The Recovery Oriented Systems of Care (ROSC) Councils will assist communities with building local recovery oriented systems of care and that can network with the statewide ROSC Council. Bridgeway serves as the lead agency collaborating with community members to form the local ROSC Council. To ensure the sustainability of the ROSC Councils, this lead agency must demonstrate a commitment to establish the ROSC Council permanently with a long-term (5 year) strategic plan, either as a stand-alone non-profit organization or with a permanent business relationship with a lead agency. This agreement is set forth by terms and conditions applicable to services funded by the Illinois Department of Human Services (IDHS), Division of Substance Use Prevention and Recovery (SUPR) for the development of Recovery Oriented Systems of Care Council.

Project Expectations

Identify and address the needs of the recovery community and promote infrastructure development of Recovery Community Organizations (RCOs) through training and education on issues such as operations, billing systems, recruitment, sustainability and integration into larger systems.

Involve people with lived experience. Lived Experience means personal knowledge about substance use disorders (SUDs), including co-occurring mental health and substance use disorders (CODs) treatment, and recovery gained through direct involvement, which may include that individual's involvement as a patient, family member or loved one of a person receiving SUD/COD treatment services.

Create an integration of systems within the ROSC, local hospitals, primary care, mental health, law enforcement, local business owners, local government representatives and policy makers, persons with lived experience and SUD intervention, treatment, prevention and recovery support service providers.

Build a menu of services and supports including all the components listed in the definition above: person-centered, building on strengths/resiliencies, coordinated, and community based.

Organize the logistics of ROSC Council meetings, stipends to ensure the participation of persons with lived experience, training cost, or website administration costs. Plans that include the development of Recovery Community Organizations (RCOs) in the ROSC are strongly encouraged.

Build capacity for communities to provide advocacy, education and recovery support services for people in recovery from SUDs and co-occurring (SUD/Mental Health) Disorders (COD).

Map resources and assess needs including: readiness for a recovery community organization.

Inform, educate and empower individuals and communities, expanding access to a comprehensive array of prevention, treatment and peer recovery support service options.

Information by County

Chapter 1. County Demographics

McDonough County

As of the 2010 United States Census, there were 32,612 people, 13,057 households, and 6,724 families residing in the county. The population density was 55.3 inhabitants per square mile (21.4/km²). There were 14,419 housing units at an average density of 24.5 per square mile (9.5/km²). The racial makeup of the county was 90.4% white, 5.0% black or African American, 1.8% Asian, 0.2% American Indian, 0.7% from other races, and 1.8% from two or more races. Those of Hispanic or Latino origin made up 2.7% of the population. In terms of ancestry, 25.0%

were German, 14.7% were American, 13.7% were Irish, 12.7% were English, and 5.1% were Italian.

Of the 13,057 households, 22.0% had children under the age of 18 living with them, 40.0% were married couples living together, 8.0% had a female householder with no husband present, 48.5% were non-families, and 33.9% of all households were made up of individuals. The average household size was 2.19 and the average family size was 2.80. The median age was 28.9 years.

The median income for a household in the county was \$33,702 and the median income for a family was \$52,390. Males had a median income of \$42,297 versus \$28,530 for females. The per capita income for the county was \$18,344. About 12.8% of families and 23.7% of the population were below the poverty line, including 21.7% of those under age 18 and 9.4% of those age 65 or over.

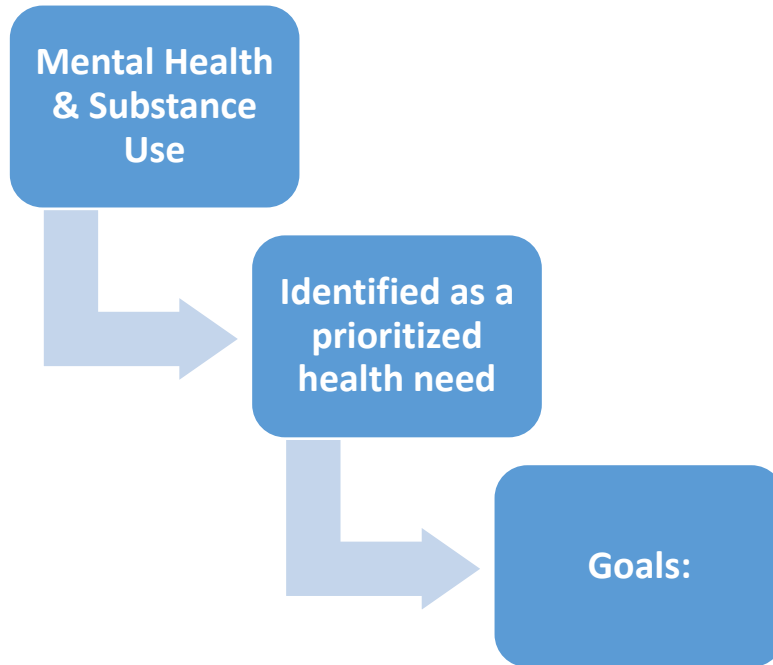
Fulton County

As of the 2010 United States Census, there were 37,069 people, 14,536 households, and 9,744 families residing in the county. The population density was 42.8 inhabitants per square mile (16.5/km²). There were 16,195 housing units at an average density of 18.7 per square mile (7.2/km²). The racial makeup of the county was 93.4% white, 3.4% black or African American, 0.4% American Indian, 0.3% Asian, 1.6% from other races, and 0.9% from two or more races. Those of Hispanic or Latino origin made up 2.4% of the population. In terms of ancestry, 23.7% were German, 19.1% were American, 14.0% were English, and 13.2% were Irish.

Of the 14,536 households, 29.3% had children under the age of 18 living with them, 52.0% were married couples living together, 10.2% had a female householder with no husband present, 33.0% were non-families, and 28.1% of all households were made up of individuals. The average household size was 2.37 and the average family size was 2.86. The median age was 41.9 years.

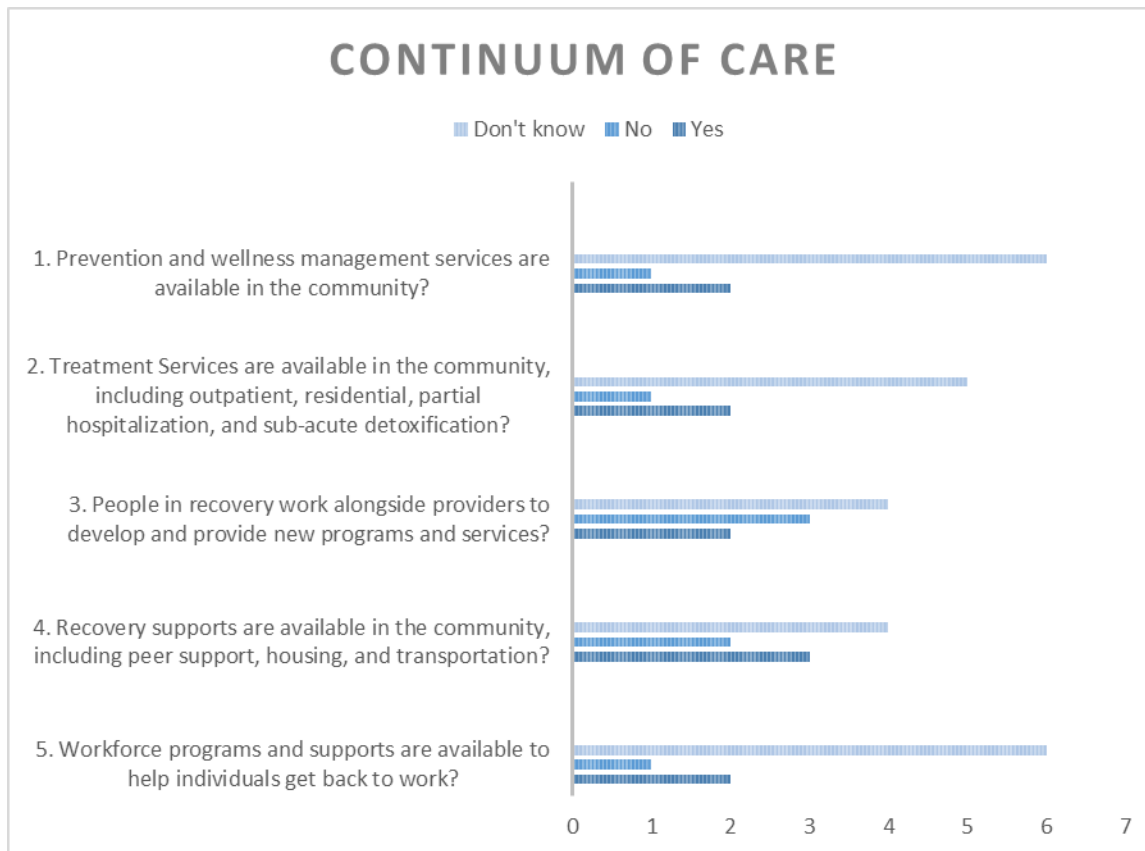
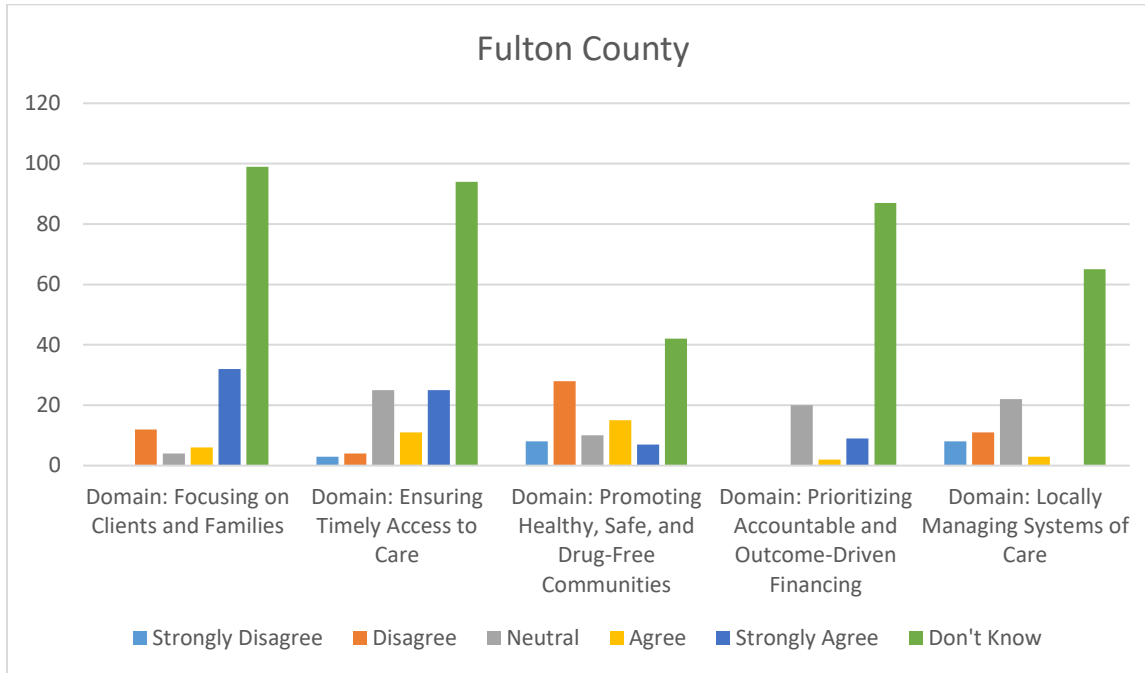
The median income for a household in the county was \$41,268 and the median income for a family was \$50,596. Males had a median income of \$41,376 versus \$28,596 for females. The per capita income for the county was \$20,309. About 9.9% of families and 13.8% of the population were below the poverty line, including 22.2% of those under age 18 and 8.0% of those age 65 or over.

Community Needs Assessment

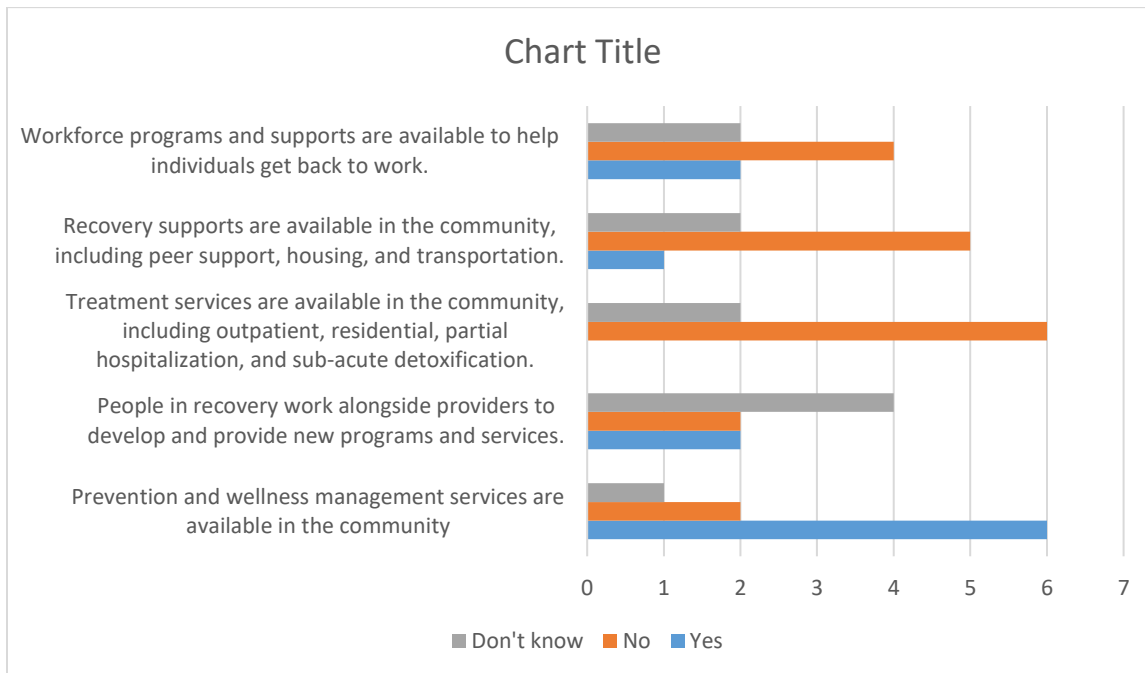
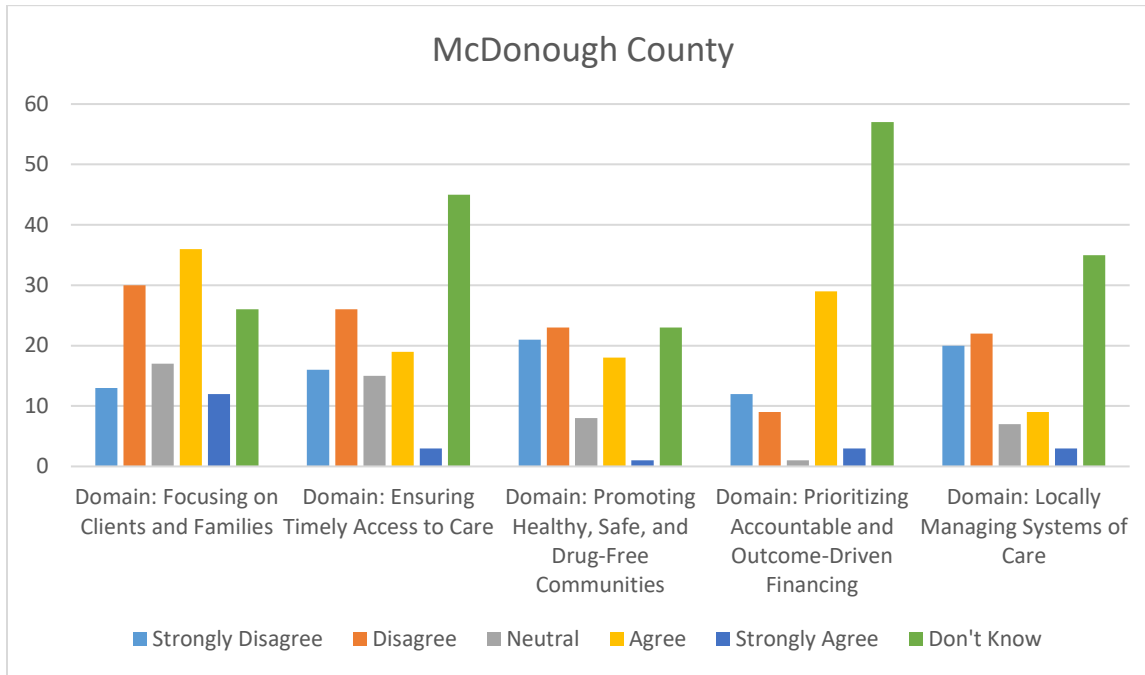


- Partner with local agencies to collaborate resources and to provide education
- Participate in local events to provide resources and information
- Identify gaps in services
- Provide additional services to fill gaps

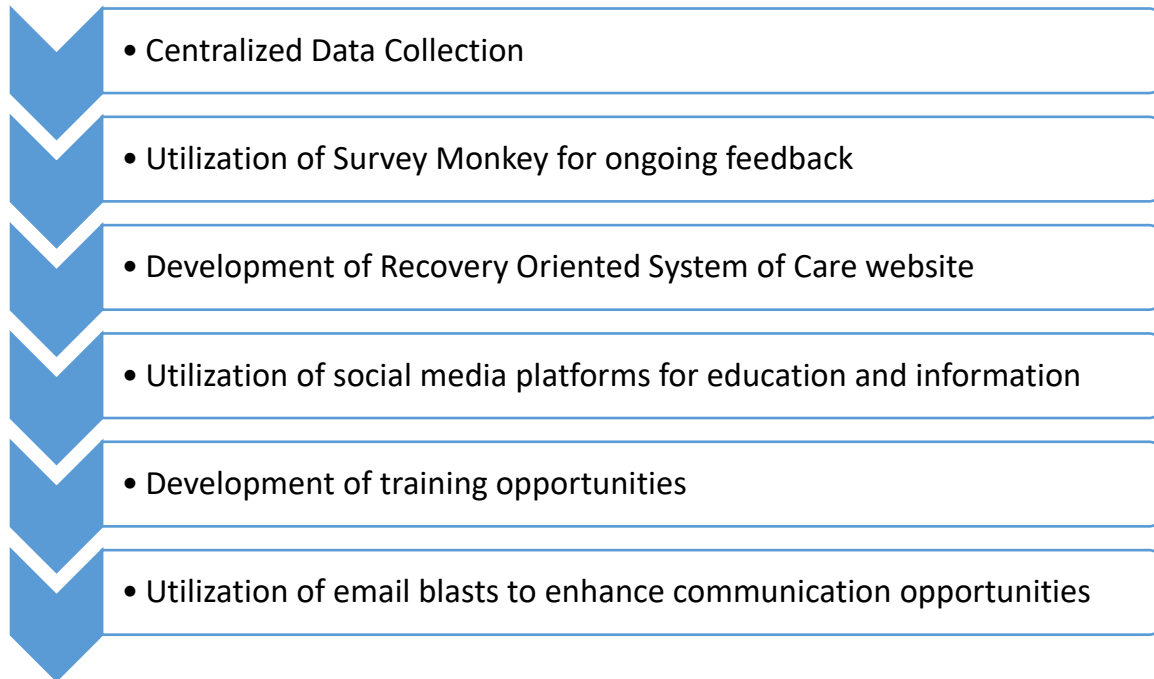
ROSC Council Stakeholder Assessment Fulton County



McDonough County



Technical Needs Assessment



Gaps Fulton County



McDonough County

Lack of detoxification services	•Preferred Family Healthcare •64.7 miles
Lack of inpatient treatment services	•Preferred Family Healthcare •64.7 miles
Lack of residential treatment services	•Preferred Family Healthcare •64.7 miles
Need for peer operated recovery homes with in-house services	•Oxford House Inc. •75 miles
Need for peer recovery support professional services	•Illinois Institue for Addiction Recovery •79.5 miles
Need for increased options of sober living facilities	•Quad Cities Sober Living •77.4 miles

Inventory of Substance Use Services

Licensed Providers

Bridgeway, Inc.

Bridgeway's substance use services are committed to the overall agency mission of providing an array of diversified, measurable, high-quality services to individuals and families in need. These services are designed to assist and empower people in maximizing their potential; for personal development and growth in all areas of functioning by preventing, reducing and/or eliminated alcohol and drug abuse issues.

Intervention and substance use services are offered in a five county area (Knox, Henry, Warren, Henderson and McDonough) in West Central Illinois.

Services are offered through outpatient interventions delivered to individuals in the communities in which they reside, or in close proximity to their residence. Bridgeway's substance use interventions are oriented towards the delivery of quality services to individuals and communities throughout their catchment area. All substance use sites will implement the

Matrix Model of outpatient treatment as the treatment modality which is evidence based program.

Bridgeway's substance use services are offered with the hope and belief that programming will adequately address the needs of those individuals seeking substance use treatment services. In this regard, Bridgeway's substance use services offer a variety of services to both adults and adolescents. Bridgeway is confident that with this orientation they are able to deliver effective treatment interventions to individuals, in a professional manner, addressing their personal, individualized needs.

Specific services offered include:

Evaluation/Intake

Individual Counseling

Outpatient Group Therapy

Intensive Outpatient Treatment (IOT)

Women's Services

Adolescent Services

Insight Program

Relapse Prevention Services

Co-Occurring Services

Bridgeway's substance use is licensed to provide these interventions through the Illinois Department of Human Services (DHS), Division of Alcoholism and Substance Abuse (DASA). In this regard, it adheres to all clinical and administrative mandates, as dictated in DASA Rules 2060/2090.

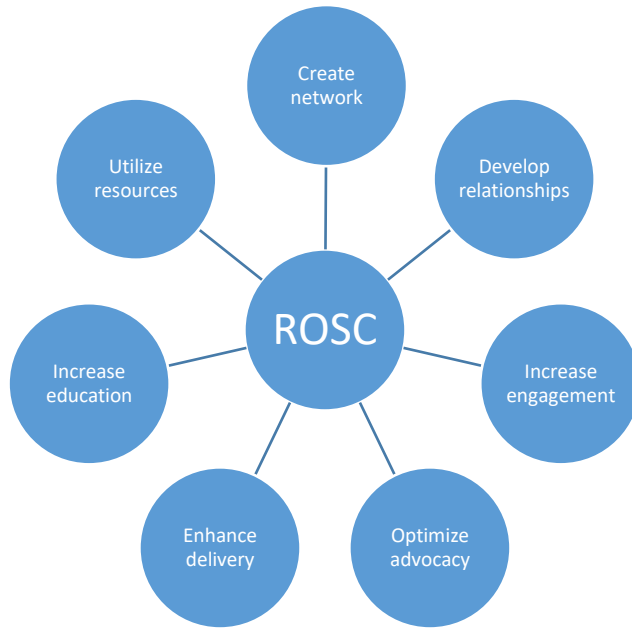
For more information contact:

Vicki Rose

Director of Outpatient and Support Services

Phone: 309-344-4200

Email: vickir@bway.org



Community Resource Directory

McDonough County Resources

Good Food Collaborative
400 E. Carroll St.
Macomb, IL 61455
(309)326-3049

Beu Health Center, Medical Clinic
WIU
1 University Circle, Macomb Il 61455
309-298-1888

Family Planning Services of Western Illinois
311 E. Main, Galesburg Il 61401
309-343-6162

McDonough County Health Department
505 E. Jackson, Macomb Il 61455
309-837-9951

Bridgeway, Inc.

900 S. Deer Rd, Macomb Il 61455
309-837-4876

Celebrate Recovery, The Crossing
1600 W Jackson, Macomb Il 61455
309-278-5117

Lakeview Medical & Psychiatric Healthcare
1601 W. Jackson, Macomb, Il 61455
309-575-3222

McDonough District Hospital Behavioral Health Services
505 E. Grant St., Macomb, Il 61455
309-836-1582

Schuyler Counseling & Health Services
127 Liberty, Rushville Il 62681
217-322-4373

WIU AOD (Alcohol and other drugs resource center)
1 University Circle, Macomb, il 61455
309-298-2457

Prairie State Legal Services, Galesburg
309-343-2141

Big Brothers Big Sisters of McDonough County
1407b E. Wheeler St., Macomb Il 61455
309-837-5437

CASA of West Central Il
309-343-4299

Center for Youth and Family Solutions
123 S. MacArthur, Macomb Il 61455
309-833-1791

Macomb Park District
309-833-4562

'North Central Behavioral Health Systems
301 E. Jefferson, Macomb, Il 61455
309-833-2191

The Samaritan Well
1306 Maple Ave., Macomb Il 61455
309-837-3357

Spoon River College-GED
208 S. Johnson, Macomb, Il 61455
309-833-6017

McDonough District Hospital-General
309-833-4101

Salvation Army
505 N. Randolph, Macomb Il 61455
309-837-4824

Veterans Assistance Commission
309-833-3275

IDHS
309-833-4127

McDonough County Public Transportation Central
309-837-7433

Fulton County Resources

Fulton-Mason Crisis Service
1330 E. Ash
Canton Il 61520
309-647-8311

Center for Prevention of Abuse, Peoria
309-637-3905

Fulton County Health Department
700 E. Oak
Canton, Il 61520
309-647-1134

North Central Behavioral Health Systems
229 Martin Ave.
Canton, Il 61520
309-647-1881

Spoon River College, GED
23235 N. Co. 22
Canton, IL 61520
309-647-4645

Watson Center for Wellness
103 S. Main St.
Canton, IL 61520
309-649-6813

Spoon River Pregnancy Resource Ctr
127 N. Main
Canton, IL 61520
309-435-7130

Career Link
111 N. Main
Canton, IL 61520
309-647-2946

IDHS
1329 N. Main
Lewistown, IL 61542
309-547-3755

First Baptist Church (Food Pantry)
302 E. Elm
Canton, IL 61520
309-647-7241

St. Mary's Food Pantry
139 E. Chestnut
Canton, IL 61520
309-647-1473

Love, Inc.
309-647-0037

Salvation Army
176 S. First
Canton, IL 61520
309-647-0732

Graham Medical Group
180 S. Main
Canton, IL 61520
309-647-0201

Community Action Partnership
309-543-6988

Fulton County Housing Authority
250 S. Main
Canton, IL 61520
309-647-4120

Spoon River Towers
401 N. Illinois
Lewistown, IL 61542
309-547-7274

Prairie State Legal Services
800-331-0617

Fulton County Rehabilitation Center
500 N. Main
Canton, IL 61520
309-647-6510

Regional Office of Education
257 W. Lincoln Ave
Lewistown, IL 61542
309-518-8029

Fulton County Rural Transit
309-357-5226

Canton Park District
250 S. Ave. D
Canton, IL 61520
309-647-1345

YMCA
1325 E. Ash
Canton, IL 61520
309-647-1616

YWCA
111 N. Ave. A
Canton, IL 61520
309-647-0441

Lutheran Social Services
700 E. Oak
Canton, IL 61520
309-647-3325

United Way for Spoon River Country
309-647-1825

United in Jesus Outreach Ministries
700 E. Oak St. Room 302
Canton, IL 61520
(309)649-1618

Community Resource Maps

McDonough County



Fulton County

