



The DuPage ROSC WhatsApp Referral Group was created in order to connect professionals together who were looking to assist one another in getting treatment/assistance for their clients as soon as possible. The WhatsApp Referral Group can be contact in real time and get responses from any members who are available. We already have over 45 group participants from different organizations such as: sober living resources, private practices, hospitals, SUD/MH treatment centers, DuPage County Health Department, other ROSCs, and Probation and Court Services. We have helped provide referrals to individuals seeking anger management resources, sober living, emergency housing, group homes that take Medicaid and have nursing services, lawyer assistance, grief support, MAR, and more. Having these direct connections have helped clients get into certain treatment facilities quicker or at least a head start on the assessment process.

If interested, please follow the attached instructions to download WhatsApp Messenger to you phone or whatever device you plan to use WhatsApp with.

After you have downloaded WhatsApp to your preferred device, please click on the link below on your preferred device (for example, if using the phone click the link on your phone):

<https://chat.whatsapp.com/LR8KpGdwdQpDeKuNyy3PV0>

You should be directed to our group. If not, please reach out to danny.sourbis@dupagerosc.org, and he can assist further. If you have downloaded WhatsApp on your phone but are trying to click the link on your computer, it will not work. You would have to pull up your email on your phone or forward this email to your personal email on your phone so that you can click the link to be directed to the group.

Alternatively, you can email danny.sourbis@dupagerosc.org your phone number once you have downloaded WhatsApp messenger on your phone then he can add you that way.

Please let reach out if there are any questions or concerns.

Thank you for your interest and support! Once in the group, feel free to share contact information and/or your organization and title for the group. We look forward to continue filling the gaps and assisting our clients getting the services they need as soon as possible.


To download and install WhatsApp:

1. Turn on your mobile device and tap **Play Store** or **App Store** to launch it.

https://techboomers.com/t/download-install-whatsapp

Detailed instructions on how to download and install WhatsApp

1. Turn on your mobile phone. Find the **Google Play / Play Store** program (it will be called **App Store** on an iPhone) and tap it to open it.



Instagram Spotify
Email S Planner Galaxy Apps Play Store

About cookies on this site
We use cookies to collect and analyse information on site performance and usage, to provide social media features and to enhance and customise content and advertisements. [Learn more](#)

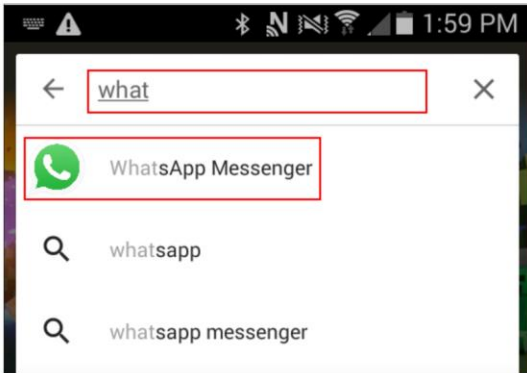
[Cookie settings](#) **DENY ALL** **ALLOW ALL COOKIES**

31°F Cloudy 9:56 AM

2. Search for “WhatsApp Messenger”.

https://techboomers.com/t/download-install-whatsapp

2. Tap the search box near the top of the screen and use your virtual keyboard to type in “whatsapp”. A menu should drop down with some search suggestions; tap the one labelled **WhatsApp Messenger**.




WhatsApp Messenger
whatsapp
whatsapp messenger

About cookies on this site
We use cookies to collect and analyse information on site performance and usage, to provide social media features and to enhance and customise content and advertisements. [Learn more](#)

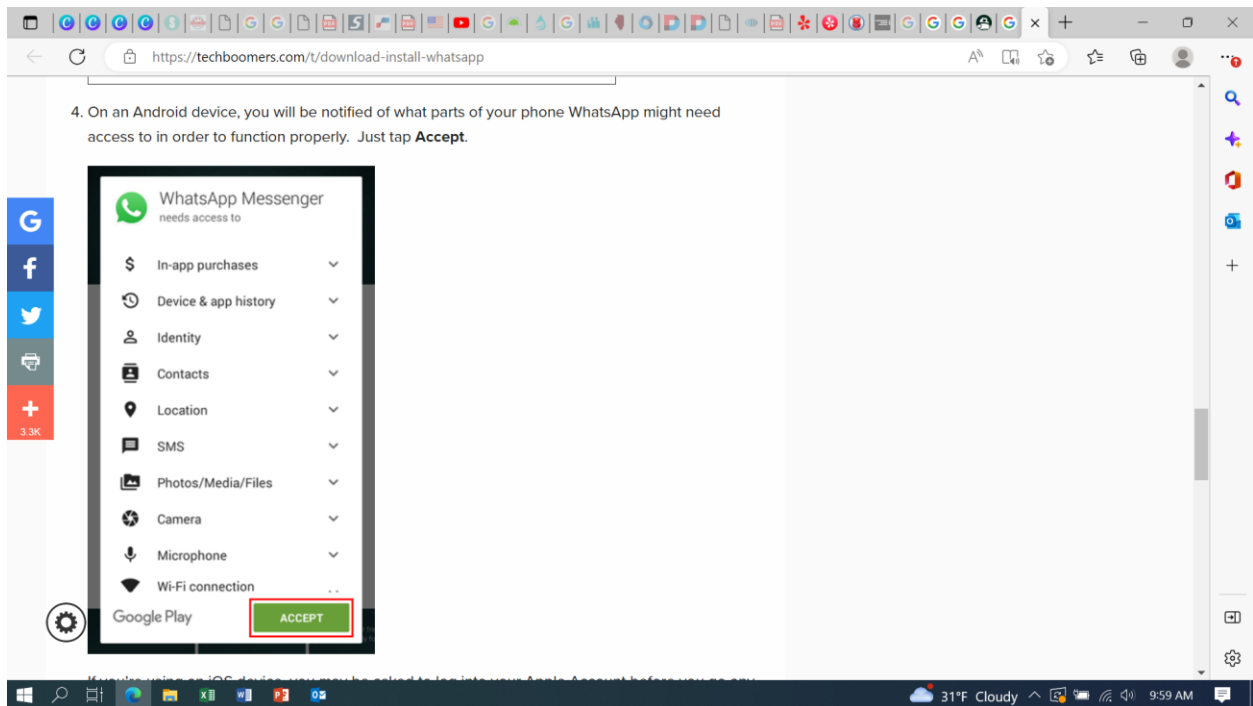
[Cookie settings](#) **DENY ALL** **ALLOW ALL COOKIES**

31°F Cloudy 9:57 AM


3. Tap **Install** (or **Get** and then **Install**) beside the WhatsApp program.



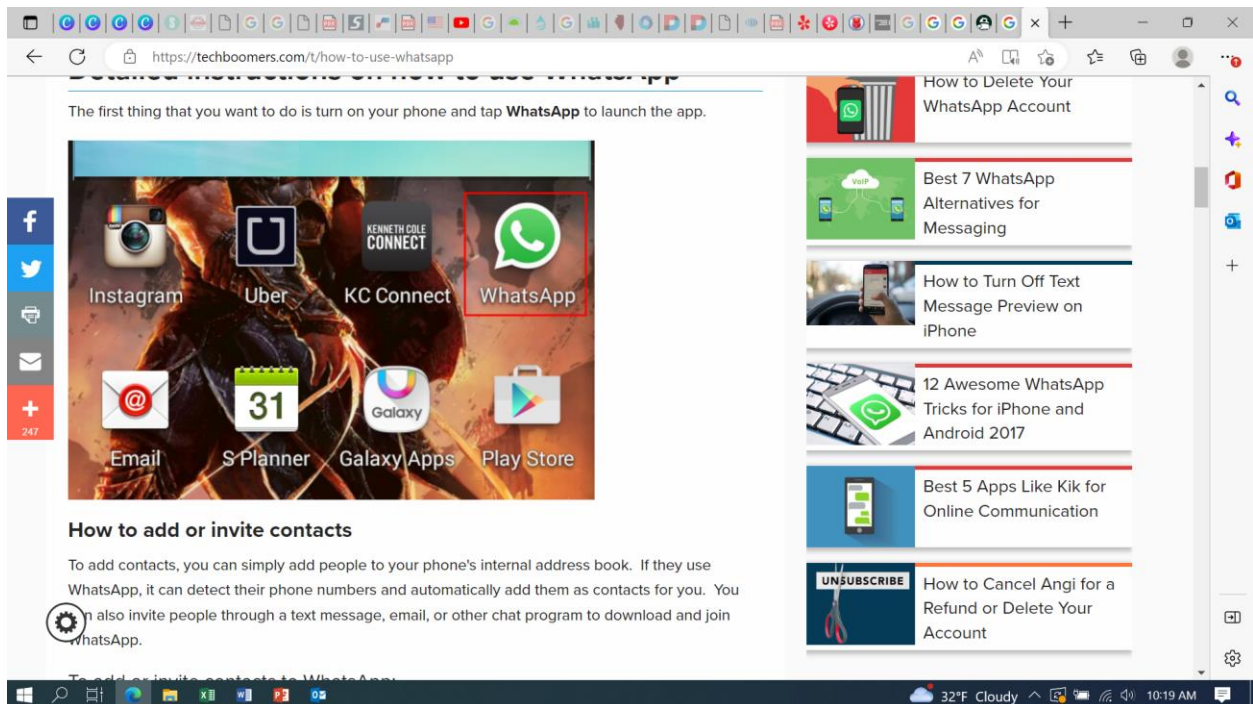
4. Tap **Accept** to give the necessary device permissions to WhatsApp.



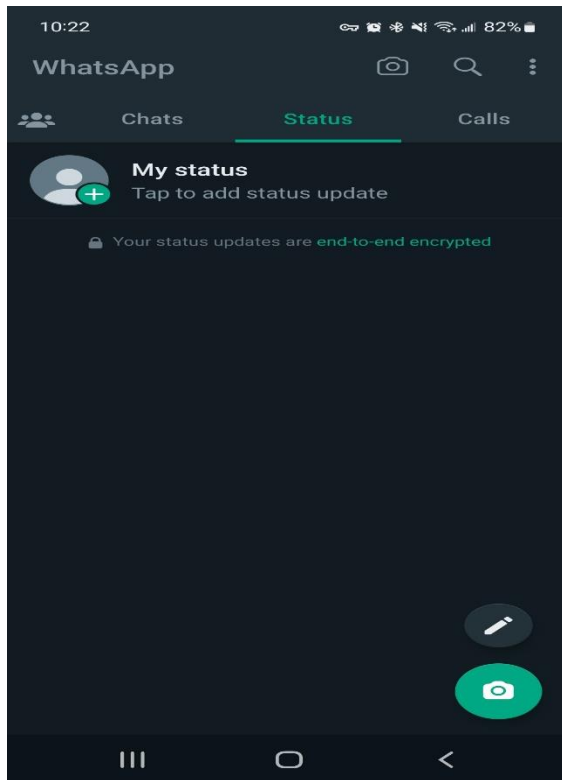
5. When WhatsApp finishes downloading, tap **Open** to launch it.




6. The icon on your phone will appear as shown below:




7. WhatsApp should appear like this (background maybe light instead of dark):



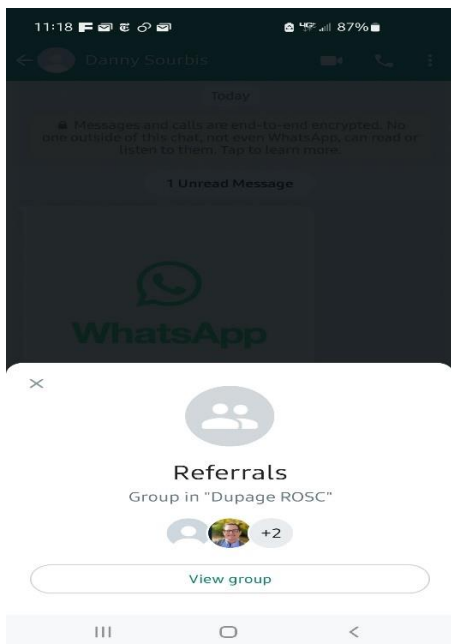
- To be added to the group, you will need to be sent a link via WhatsApp or the link can be copied and sent to your email or phone number. You will need to hit "Join Group". We plan to launch on February 1st.



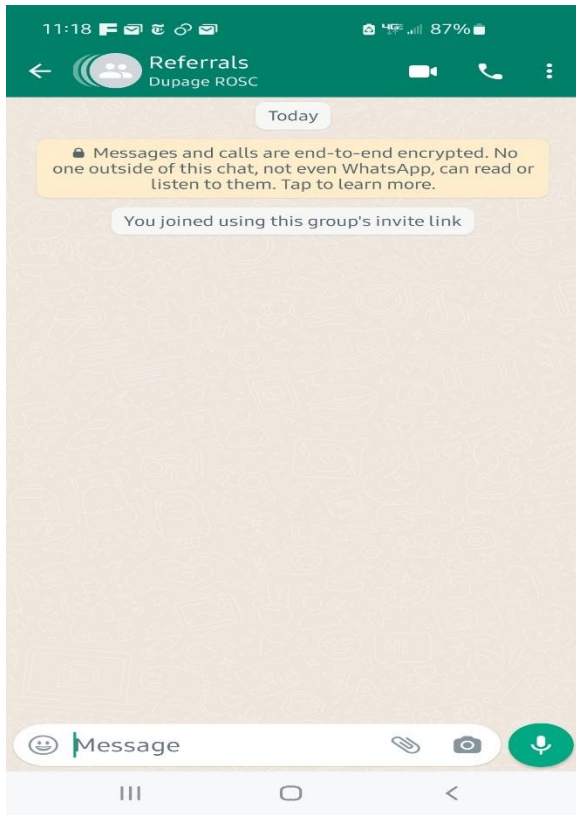
9. After you hit Join Group, you will see this screen and should hit the new Join Group tab.



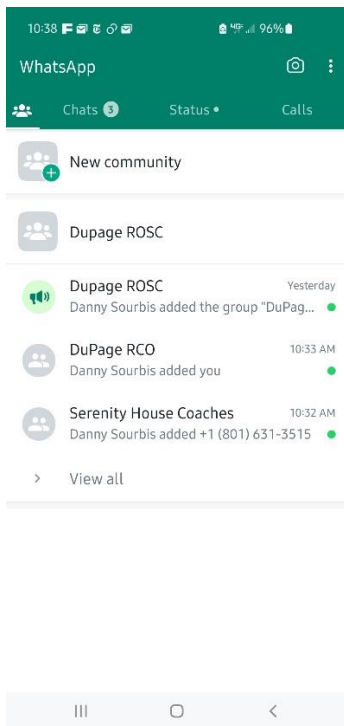
10. After hitting join group, you should now be able to hit View Group:



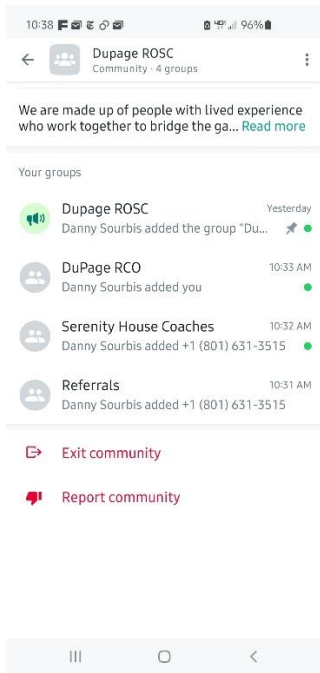
11. Once you've joined the group, your screen should look like this:



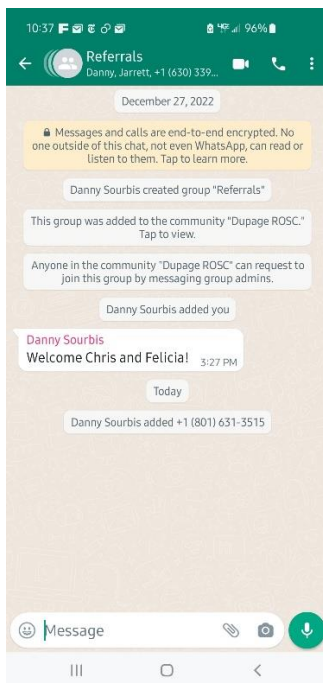
12. Congratulations! You are now part of the Referrals Group under the DuPage ROSC Community!
To access the community, hit the tab on the top left under WhatsApp:



13. Your screen will now look appear as below. Hit the “Referrals” Subgroup.



14. You will now be directed to the screen where you can chat! Feel free to ask questions regarding referrals or provide feedback/support to peers who post questions that need assistance.



15. If you would like to be a part of the DuPage ROSC Referrals Group on WhatsApp, please send me an email at danny.sourbis@dupagerosc.org and how you would like to added to the group (send link to email or phone number). Thank you for being a part of Referrals Group! We look forward to help as many people in need as possible working together with your assistance!