



**2024**

# **COMMUNITY NEEDS ASSESSMENT**

**Ogle/DeKalb Counties**

**Recovery Oriented System of Care Council**

**Lead Agency: Sauk Valley Voices of Recovery**

**Coordinator: Heather Tomlinson**

# CONTENTS

---

|                |   |
|----------------|---|
| <b>Page 3</b>  | <b>ROSC Definition &amp; Project Information</b>  |
| <b>Page 4</b>  | <b>Project Expectations</b>   |
| <b>Page 5</b>  | <b>Methodology and Sources</b>  |
| <b>Page 6</b>  | <b>Community Demographics- DeKalb County</b>  |
| <b>Page 7</b>  | <b>Community Demographics- Ogle County</b>  |
| <b>Page 8</b>  | <b>Interview Findings</b>   |
| <b>Page 9</b>  | <b>Ogle/DeKalb Counties Survey Results</b>  |
| <b>Page 32</b> | <b>4 County Survey Results</b>  |
| <b>Page 53</b> | <b>Collaboration for Equity and Belonging in Behavioral Healthcare Committee Survey</b> |

# ROSC Definition & Project Info

---

## Recovery Oriented System of Care (ROSC)

A Recovery Oriented System of Care is a coordinated network of community-based services and supports that is person-centered and builds on the strengths and resilience of individuals, families, and communities to achieve recovery and improved health, wellness, and the quality of life for those with or at risk of alcohol/substance use and/or mental health issues.

## Background and Purpose

In the Spring of 2023, Sauk Valley Voices of Recovery (SVVOR) was awarded a ROSC grant by the Illinois Department of Human Services Office of Substance Use and Prevention (SUPR) to begin July 1, 2023. SVVOR had been working in the community as a recovery community organization (RCO) for several years at the time and was quickly able to assemble a council of community leaders, service providers, and persons with lived experience (PLEs). Since the grant start, the ROSC Council has met on a monthly basis to consider ways to reduce stigma, increase access to care, and help strengthen a resource network for those in the recovery community. The mission of the Ogle/DeKalb ROSC Council is to collaborate to build and empower communities of recovery.

## Project Description

The ROSC Council assists the community in investigating and building local initiatives that can network with statewide recovery efforts. To ensure sustainability of the ROSC Council, SVVOR must demonstrate a commitment to establish its permanence with a long-term (5 year) strategic plan. This agreement is set forth by the terms and conditions of the grant.

# Project Expectations

---

1) **Involve people with lived experience.**

Lived experience means personal knowledge about substance use disorders (SUDs) including co-occurring mental health issues, treatment options and recovery through direct involvement. This may include that individual's experience as a patient, family member or loved one of a person with such conditions.

2) **Create a coalition of recovery systems within the community**

The ROSC serves to connect community stakeholders including hospitals, primary care, mental health, law enforcement, local business owners, government representatives, policy makers and any other interested or concerned community members.

3) **Complete a community needs assessment**

The Council will conduct a community study to find community specific needs and assets that impact recovery from substance use disorders and mental health issues in the community. These findings can help inform planning and implementation of future projects.

4) **Create a long-term strategic plan**

Once the needs of the community have been identified, the Council must create a sustainable, reliable and predictable community system of care. This will require long-term planning and commitment on the part of Council members. In many cases, these efforts will result in the creation of further RCOs.

# Methodology and Sources

---

Sauk Valley Voices of Recovery is the lead agency for 2 ROSC Councils, each representing 2 counties. Lee and Whiteside Counties share boundaries with both Ogle and DeKalb Counties. Due to administrative directives, the ROSC Councils are separate coalitions, though several members participate in both meetings as their organizations service area and catchment is within both geographies. To date, SVVOR has generally allowed the 2 Councils to operate in tandem to gain economies of scale. In the case of this survey, both Councils used the same questionnaire and interviews. Results will be given for the specific Council community and for the larger 4 county area as well.

## 1) **Survey**

SVVOR conducted an electronic survey by placing a QR code in our monthly newsletter and on table signs at our monthly sober social events. The 20 question survey was multiple choice and the first 75 people to complete the survey were awarded a \$10 e-gift card from Amazon.

## 2) **Interviews**

The ROSC Coordinators held one-on-one interviews with 25 members of the ROSC Councils and asked a very simple but open-end question, "If money were no object and you could create anything you can imagine to combat Substance Use Disorder in our community, what would you create?" The answers to that question were cataloged and tallied.

## 3) **Collaboration for Equity and Belonging in Behavioral Healthcare Committee Survey (2023)**

The DeKalb County Mental Health Board provided SVVOR with a copy of the survey they completed in 2023. We took pertinent information related to substance use and how it effects citizens of DeKalb County and added it to our community needs report.

## 4) **U.S. Census Bureau**

SVVOR used the Census to gather demographic information.

# Community Demographics of DeKalb County

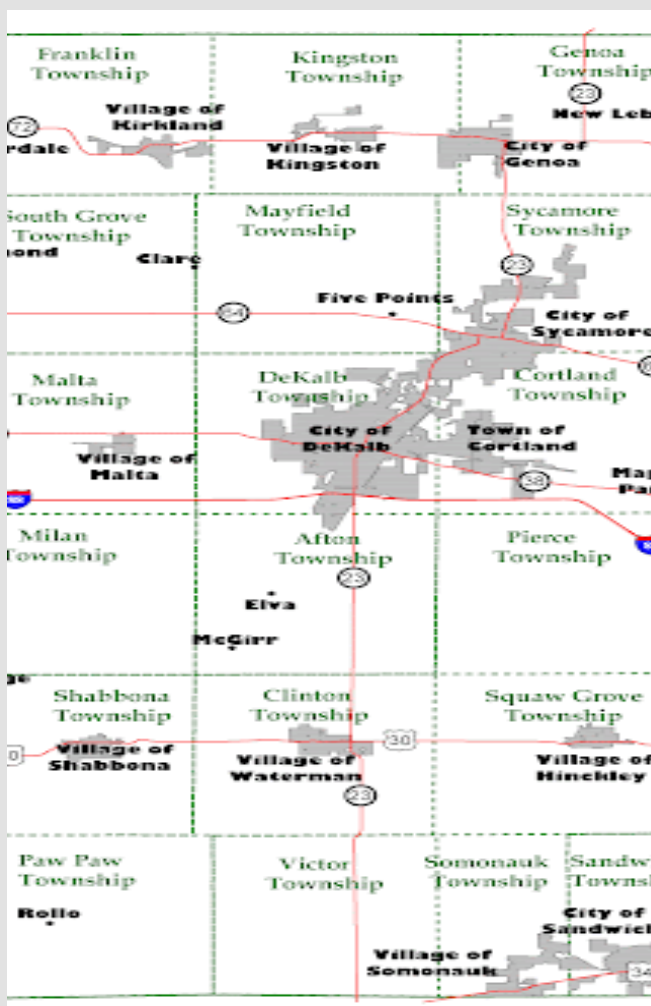
---

According to the United States Census Bureau (2022), DeKalb County has a population of 100,232 and the population density is 159.1 people per square mile. The racial make up of the county is 85% Caucasian, 9.2% African American, 13% Hispanic, and 2% Asian. The age demographics of the population are 5.3% of people under the age of 5, 21.2% of people are under the age of 18, 14.1% are 65 and up and females make up 50% of the population.

Where education is concerned, 93% of the population has graduated from high school and 34% have a bachelor's degree or higher.

The average household income is \$68,617.

13.2% of people are in poverty.



Map of DeKalb County

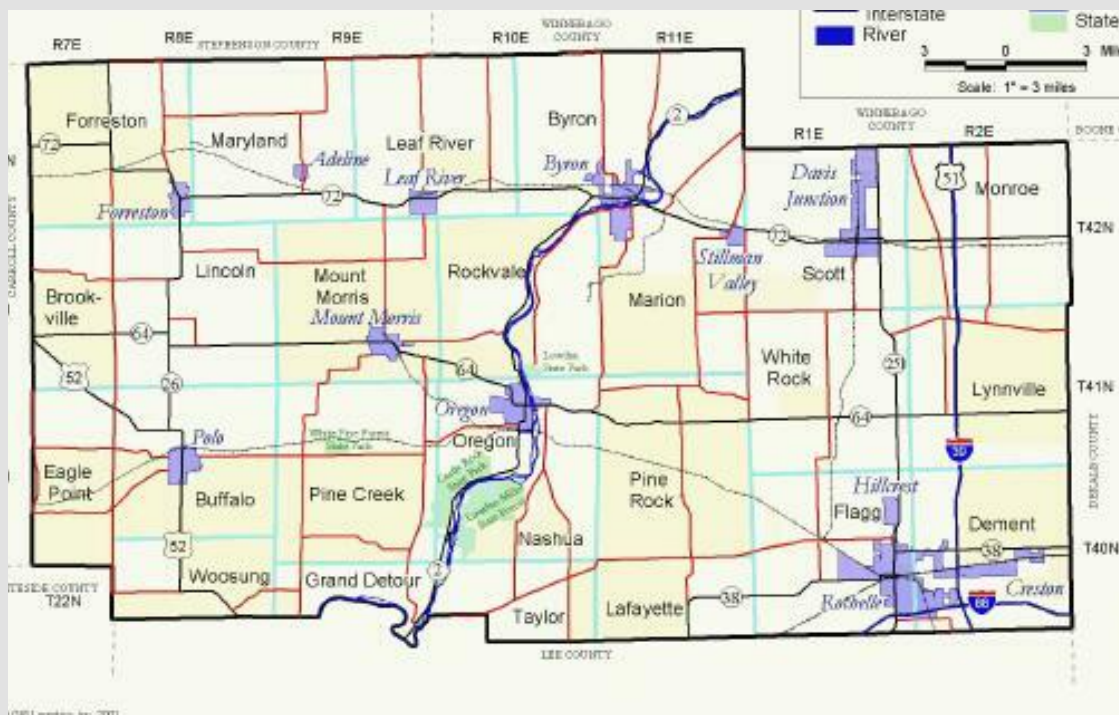
# Community Demographics Ogle County

According to the United States Census Bureau (2022), Ogle County has a population of 51,351 and the population density is 68.3 people per square mile. The racial make up of the county is 97.7% Caucasian, 1.4% African American, and 11.5% Hispanic. The age demographics of the population are comprised of 5.1% of people under the age of 5, 21.9% of people are under the age of 18, 19.9% are 65 and up and females make up 49.8% of the population.

Where education is concerned, 91.3% of the population has graduated from high school and 23.4% have a bachelor's degree or higher.

The average household income is \$75,782.

8.5% of people are in poverty.



Map of Ogle County

# Interview Findings

---

We conducted one on one interviews with 25 members of our ROSC Councils, asking them what they would like to see in our community as it pertains to substance use disorder. Our specific question was, "If money were no object and you could create anything you can imagine to combat substance use disorder in our community, what would you create?" They overwhelmingly responded that the greatest need is for treatment/detox services. We also received responses on the need for MAR services, public transportation and a few other ideas.

All responses from interviewees are listed below. Some answers overlapped and the interviewee contributed more than one response.

- Treatment/Detox 11
- MAR 4
- Young Adult Education 3
- Collegiate Recovery 2
- Public Transportation 2
- Housing 2
- Prescription Control 1
- Better Crisis Response 1
- Better Laws 1





# Ogle/DeKalb Survey Results

---

SVVOR issued a survey in the community and got 32 responses from Ogle/DeKalb Counties. Our 20 questions were centered around SUD and Mental Health. Most people that responded were in recovery. Not only did our data show this, but it is predictable as our survey QR Code was distributed at sober social events and via our recovery community organization monthly newsletter. Several questions pointed to alcohol and marijuana equally being the most used/misused substances. Mental Health treatment, SUD treatment and housing were identified as the most needed resources. We also learned that people would like to see more transportation, financial education and medical access. Ogle/DeKalb County residents also felt that Social Service Workers are the most supportive of the agencies that work with SUD and Mental Health.



# Ogle/DeKalb Survey Results

Community Needs Assessment

Please enter your current Illinois resident zip code

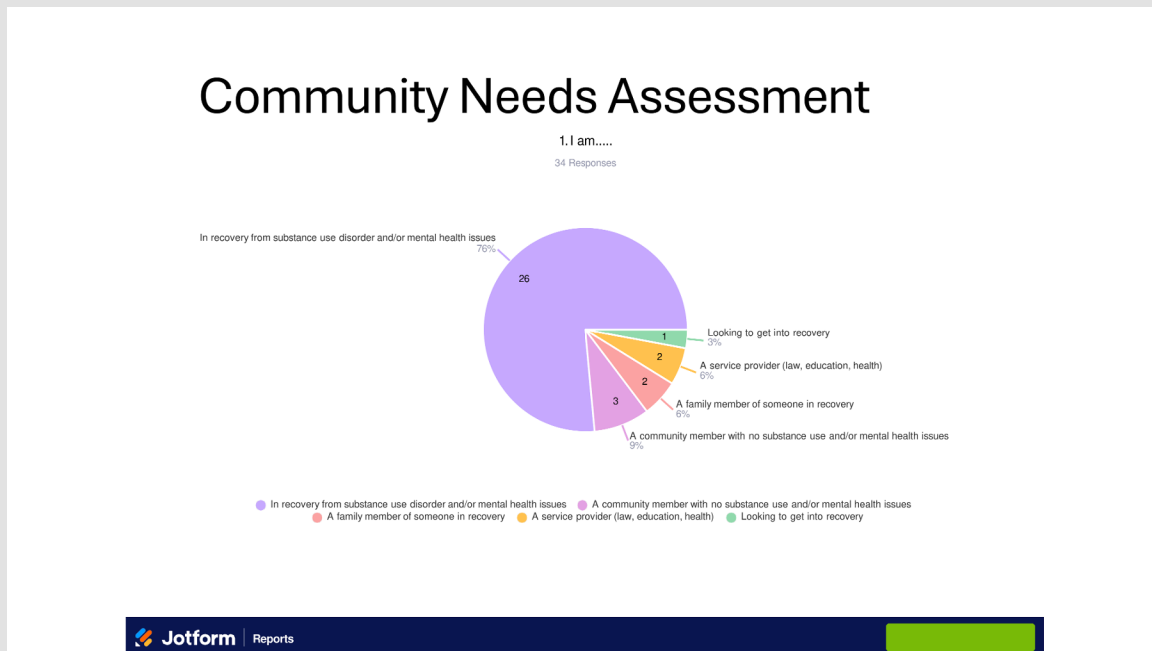
32 Responses

| Data  | Responses |
|-------|-----------|
| 61061 | 20        |
| 60115 | 4         |
| 61068 | 3         |
| 60178 | 2         |
| 60111 | 1         |
| 61064 | 1         |
| 61010 | 1         |

Jotform Reports

The photo above shows the zip codes and number of people from each that participated in our survey. The largest response was from Oregon, IL followed by DeKalb, IL. We had 3 participants submit their survey who are located in Rochelle, IL and 2 others located in Sycamore, IL. Clare, IL is a very small town about 10 miles from DeKalb and we were able to get one person to submit their survey from there. Another survey came from Polo, IL and one also came from Byron, IL. Out of all the towns listed previously, the only town we haven't done outreach to yet is Clare, IL. With these results, it lets us know that we are still being received in other areas that we have not yet extended to.

# Ogle/DeKalb Survey Results



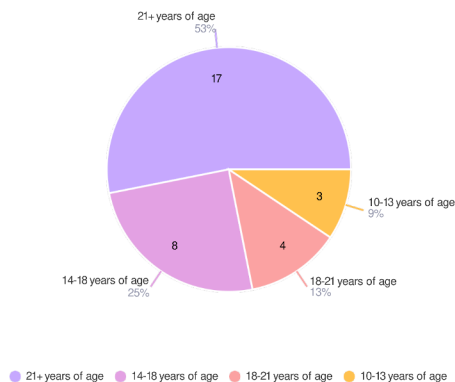
This question lets us know where people stand in the community, as far as being aligned with recovery. We gave the following options to this question because our monthly newsletter not only goes out to our recovery community, but to many service providers and their offices as well. We wanted to take this opportunity to get as much data as possible from various points of views. As you can see the majority of people that responded are people that are in recovery.

# Ogle/DeKalb Survey Results

## Community Needs Assessment

2. At what age did you or a loved one start experimenting with recreational drugs?

32 Responses



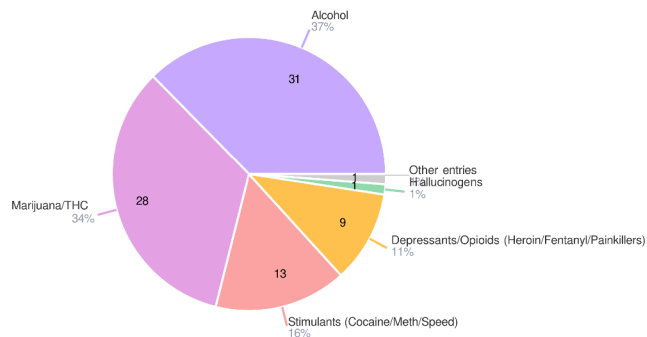
This question gives us an idea of when people started experimenting with recreational drugs. After speaking with people that participated in this survey, we realized that people answered this question based on the drug they feel they have a problem with and not based off of what age they started experimenting with drugs in general. The data shows that the majority started using substances when they were 21 years of age.

# Ogle/DeKalb Survey Results

## Community Needs Assessment

3. What drug(s) did you experiment with first?

83 Responses



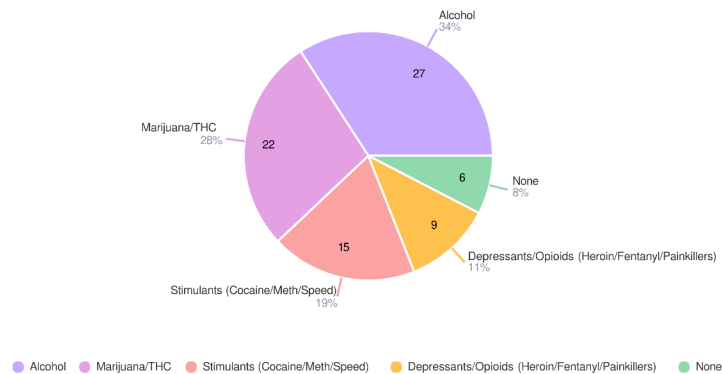
This question really doesn't hold much of a shock factor that the most common drug(s) that people first experimented with were marijuana and alcohol. Both being popular and easily accessible drugs and also the most widely accepted among society.

# Ogle/DeKalb Survey Results

## Community Needs Assessment

4. What drugs have you used in the last 6 months? (Select all that apply)

79 Responses



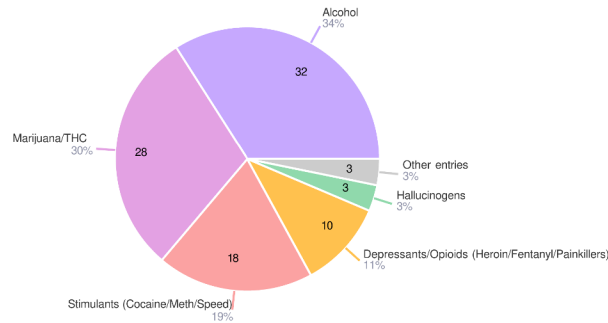
This question is consistent with the previous question and shows that the historically common drugs within society are still at the forefront.

# Ogle/DeKalb Survey Results

## Community Needs Assessment

5. What drugs have you ever used? (Select all that apply)

94 Responses



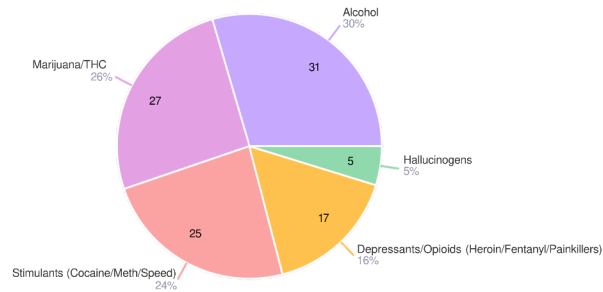
We continue to see consistency with socially acceptable drugs at the forefront of most commonly used substances.

# Ogle/DeKalb Survey Results

## Community Needs Assessment

6. What specific substances are problematic in your community? (Select all that apply)

105 Responses

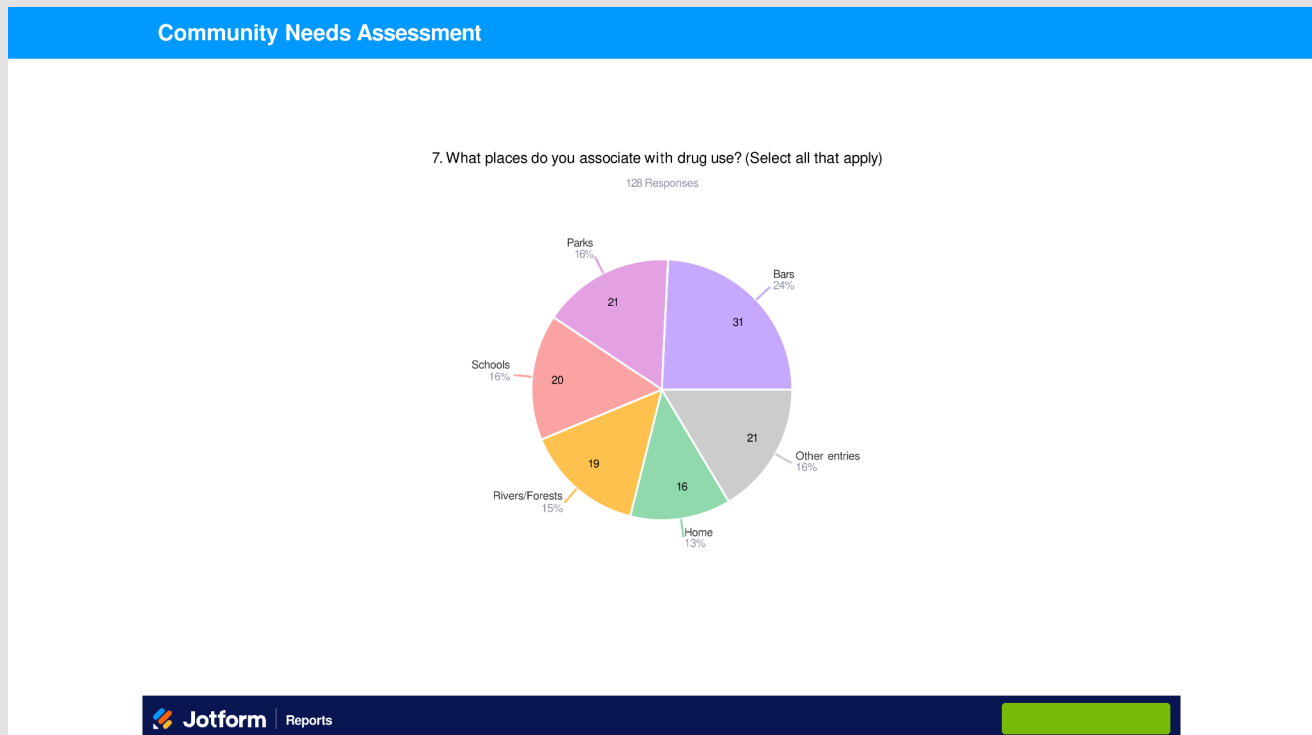


Jotform Reports

Here we see how people feel the most problematic drug(s) are the substances people admit to using. However, we see a spike in depressants and the amount of people that feel that stimulants are a problem.



# Ogle/DeKalb Survey Results



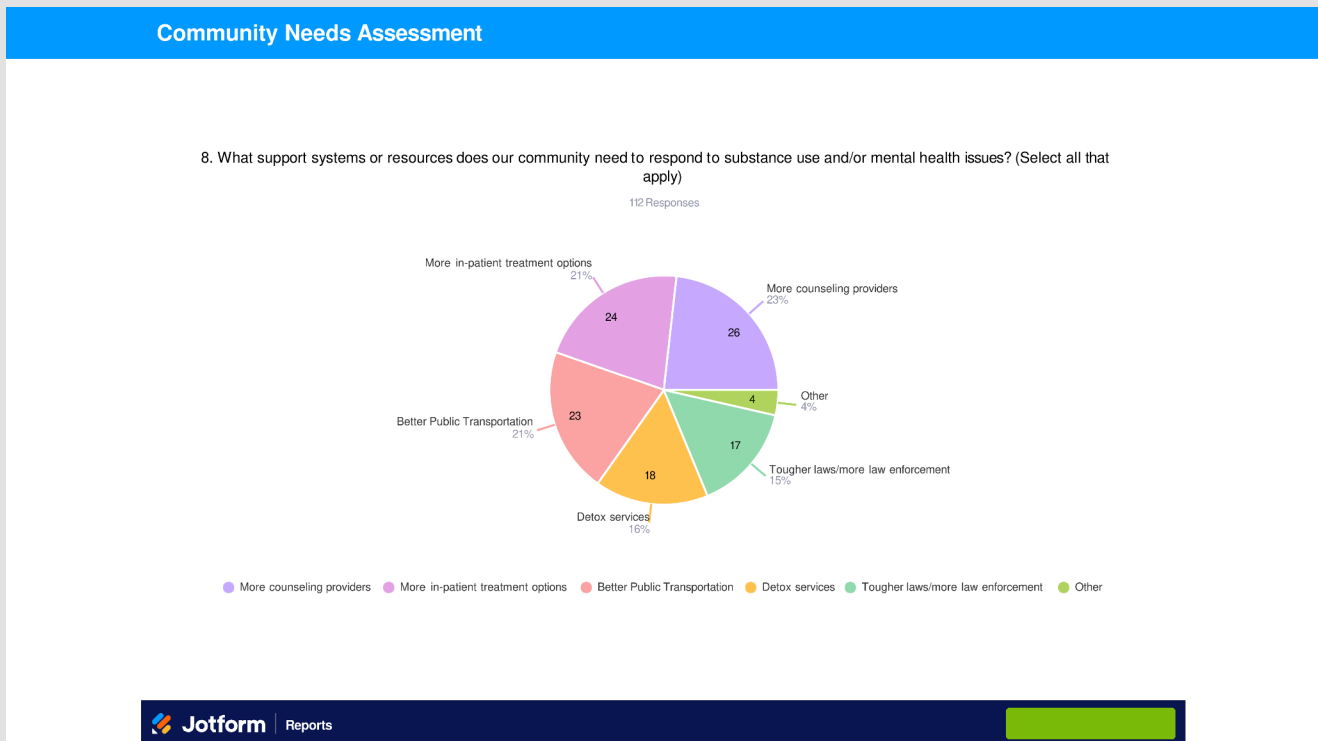
This question indicates that the top 3 places where people associate substance use with:

- 1.) Bars
- 2.) Parks and other entries
- 3.) Schools

The most alarming result in this question is that schools are being associated with drug use. This also contradicts question 2 of this survey, which is when people say that their drug use started at the age of 21.

This is something that would need further data on as well as making the school boards of the districts aware of. SWOR has not yet been in Oregon, IL schools and with Oregon being the largest percentage of people that took the survey, that would indicate that assistance is needed in that school district.

# Ogle/DeKalb Survey Results



The community expresses the need for in-patient treatment. There are currently no facilities in Ogle or DeKalb County for this and the closest treatment program to them is at least 30 minutes away. There are also no detox services in the area and this is a hindrance for people to successfully stop using safely.

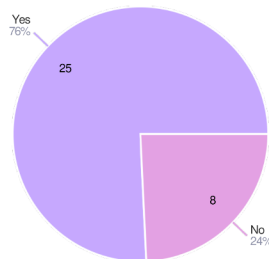
With Oregon being a rural area, there is no public transportation. This can hinder people from getting necessary resources. Unfortunately, for an individual to receive counseling services, they are usually put on a wait list that could be months long.

# Ogle/DeKalb Survey Results

## Community Needs Assessment

9. Do you feel confident you can respond to an overdose emergency?

33 Responses



● Yes ● No

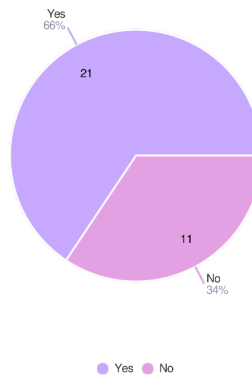
The majority of the people that took this survey feel confident that they are able to respond to an overdose emergency.

# Ogle/DeKalb Survey Results

## Community Needs Assessment

10. Have you ever been trained to administer Naloxone (Narcan)?

32 Responses



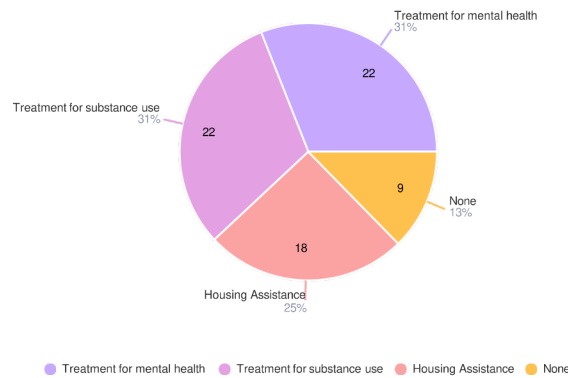
This question indicates that a majority of the people that responded to this survey have been trained to administer Naloxone (Narcan). Along with the previous question, an additional survey would be needed to find out the resources people are using for training.

# Ogle/DeKalb Survey Results

## Community Needs Assessment

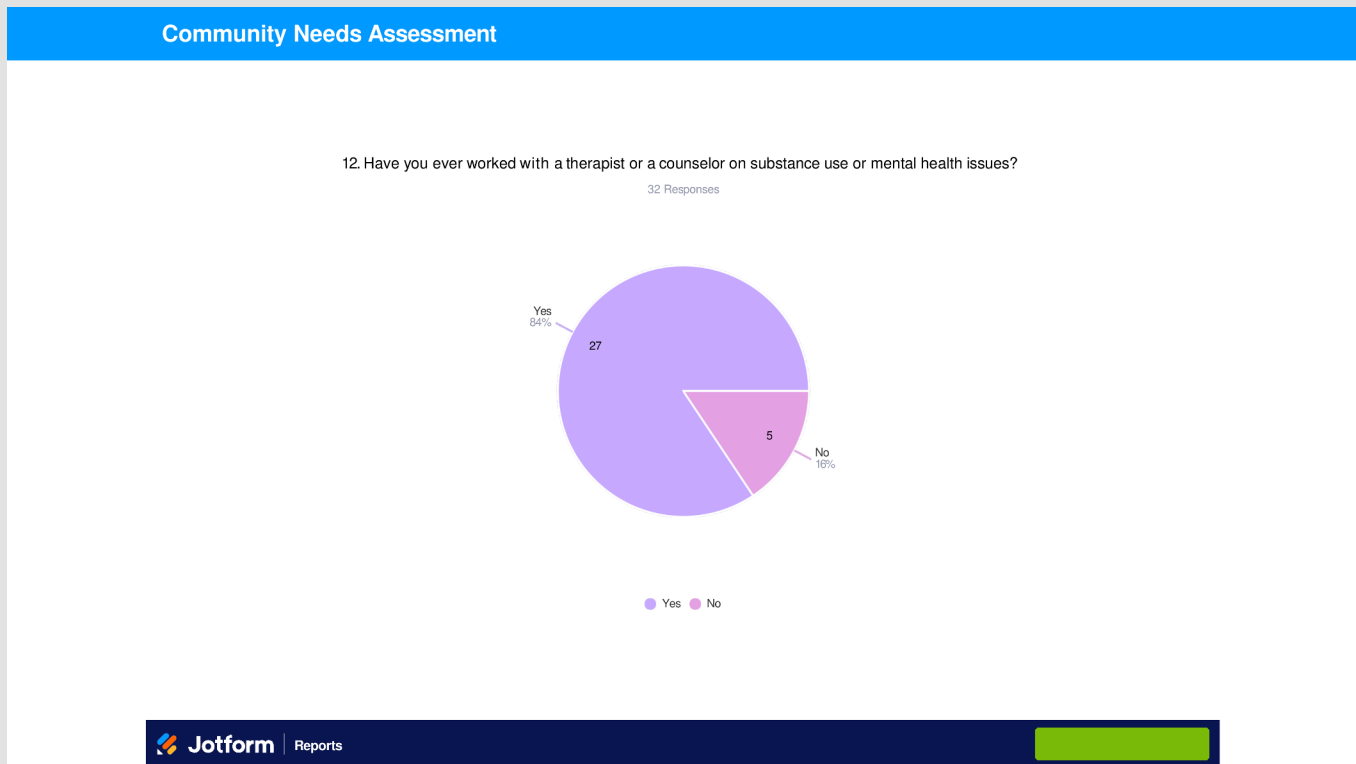
11 What external resources are you currently needing? (Select all that apply)

71 Responses



People that participated in the survey indicate that they are equally in need of treatment for substance use as they are for mental health. Housing assistance was also heavily indicated as a need.

# Ogle/DeKalb Survey Results



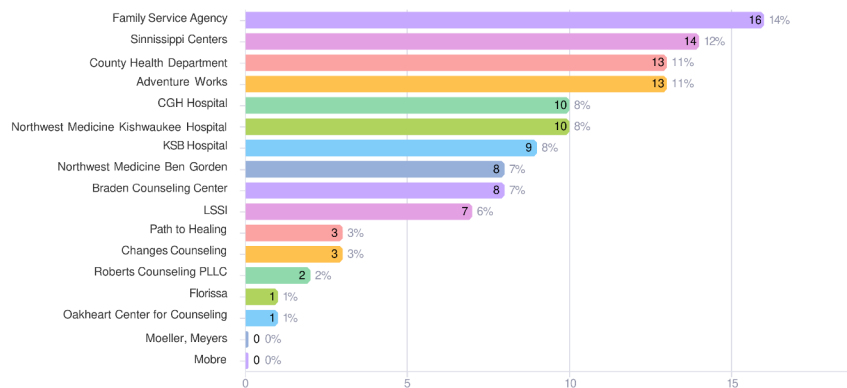
The majority of community members that completed the survey indicated that they have worked with a therapist or a counselor regarding substance use or mental health issues. This contradicts why so many people continue to struggle or need services.

# Ogle/DeKalb Survey Results

## Community Needs Assessment

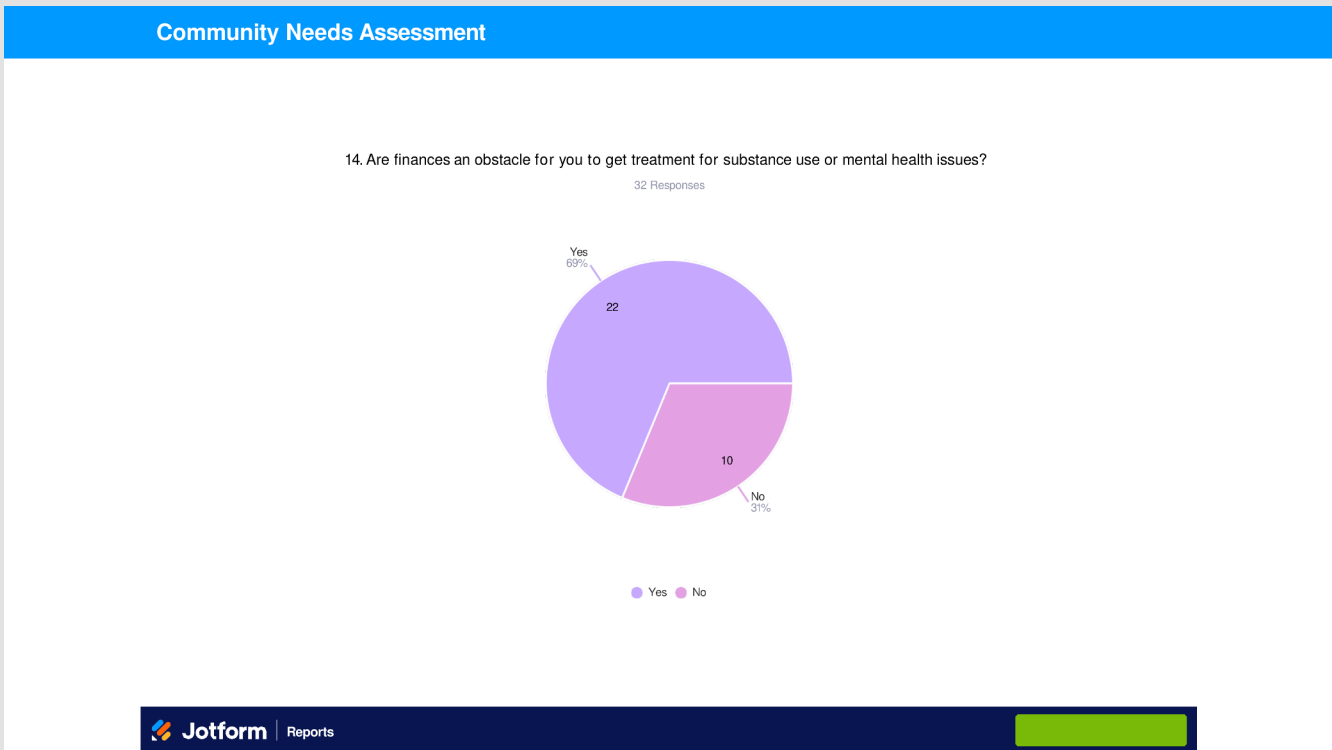
13. Which of these mental health resources are you familiar with? (select all that apply)

118 Responses



With the majority of people participating in the survey being from Oregon, which is Ogle County. These results indicate a shortage of agencies available there.

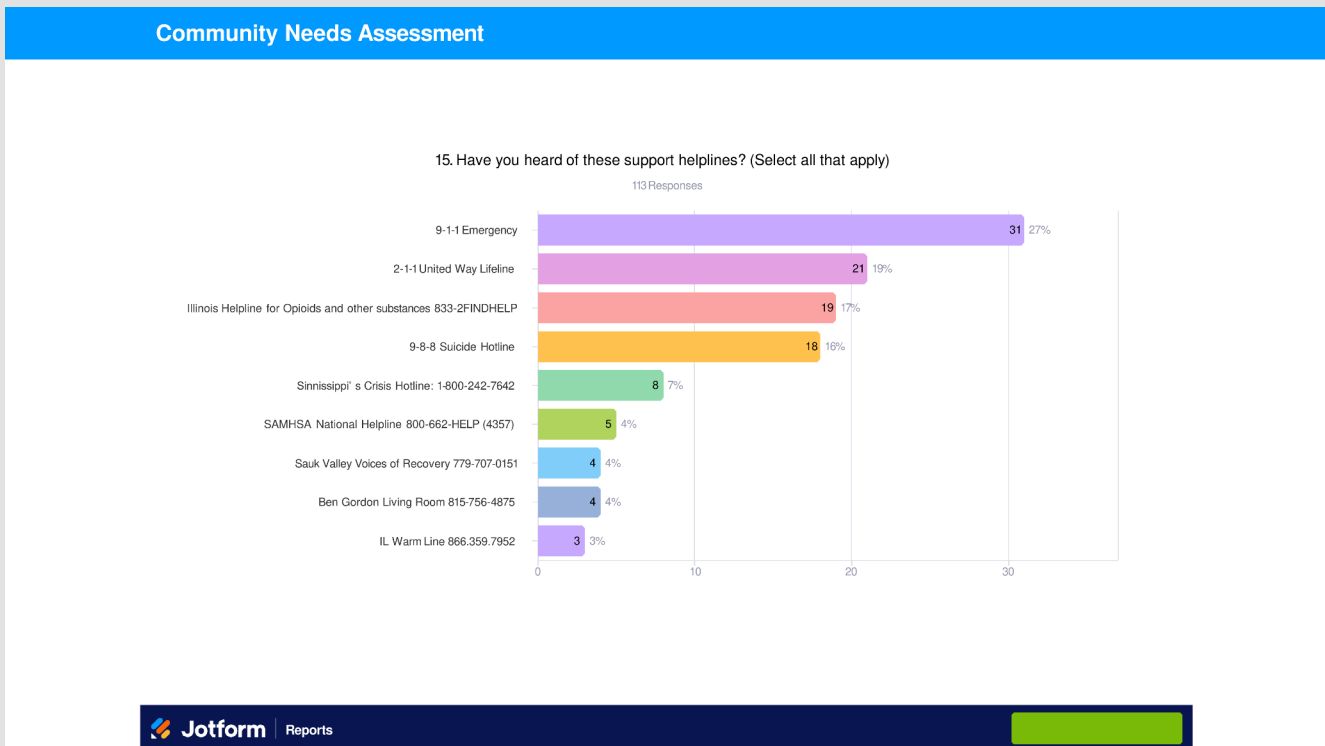
# Ogle/DeKalb Survey Results



This question indicates that people struggle to get assistance because of finances being an issue. Since the majority of popular agencies in the previous question work on a sliding scale or take medicaid, this would need further exploration as to why finances are an issue. This may indicate that the business hours of these agencies are not sufficient to work around peoples schedules or maybe they don't qualify for medicaid and the extra expense doesn't fit their budget.



# Ogle/DeKalb Survey Results



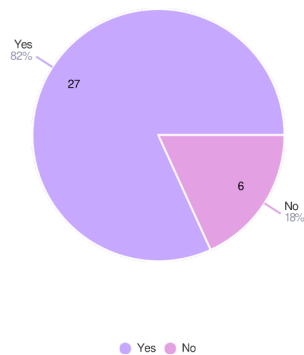
This question leaves room for interpretation as to why 100% of people that filled out this survey were not aware of 911 as a support line.

# Ogle/DeKalb Survey Results

## Community Needs Assessment

16. Is there adequate access to social services (i.e day care, counseling, work force development, recovery support and/or safety services)?

33 Responses



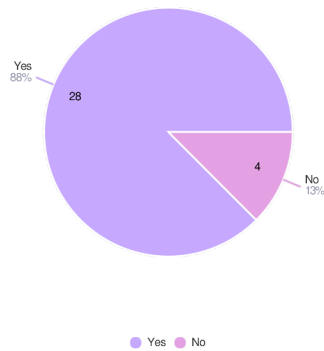
This question indicates that the majority of people feel that there are adequate resources for social services such as daycare, counseling, work force development, recovery support and safety services. Which may leave room for interpretation, considering the responses to previous questions about substance use and mental health services.

# Ogle/DeKalb Survey Results

## Community Needs Assessment

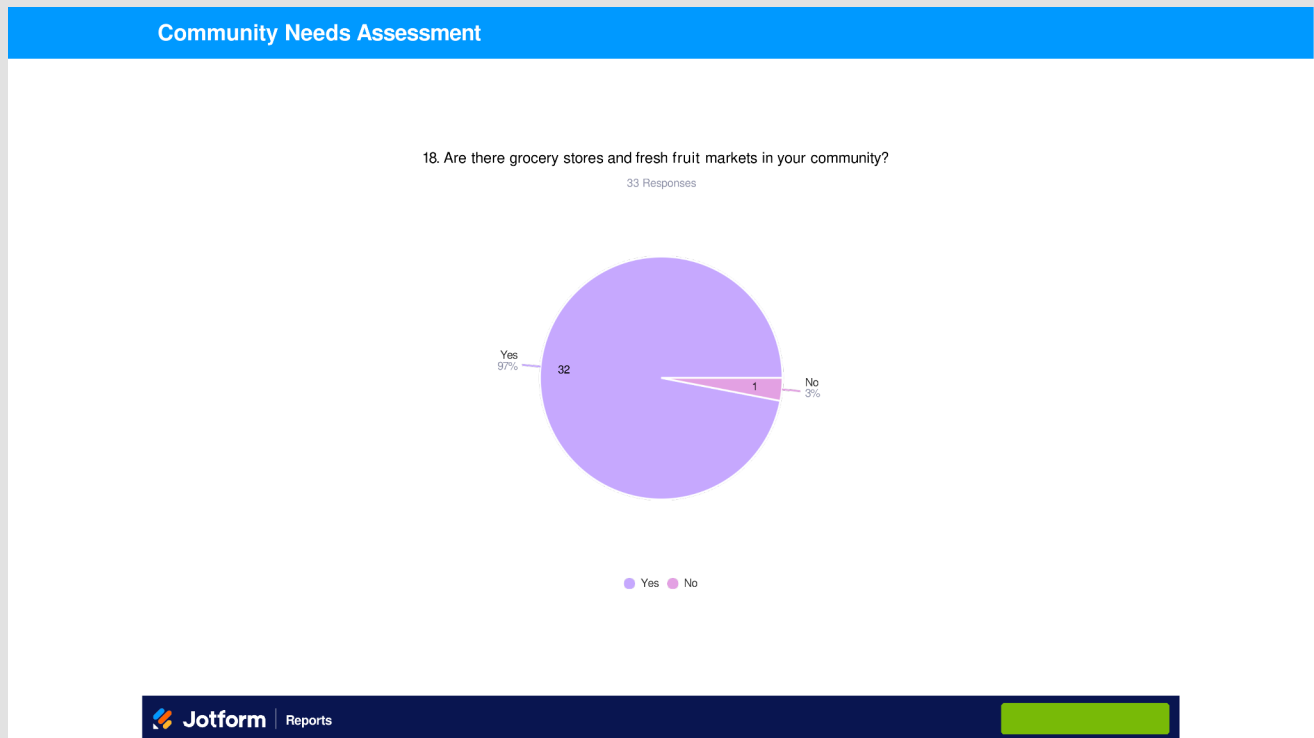
17. Is there availability of adequate health care services (i.e. pharmacies, hospitals, local clinics)?

32 Responses



Based on the responses, this indicates that people feel that there is availability of adequate health care services.

# Ogle/DeKalb Survey Results



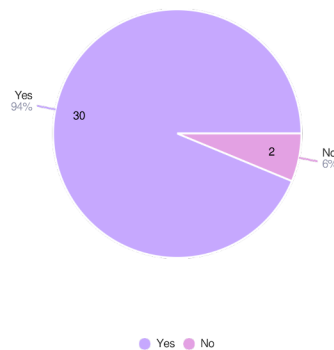
This question indicates that there are grocery stores and fresh fruit markets in the community, however this does not reflect food insecurity.

# Ogle/DeKalb Survey Results

## Community Needs Assessment

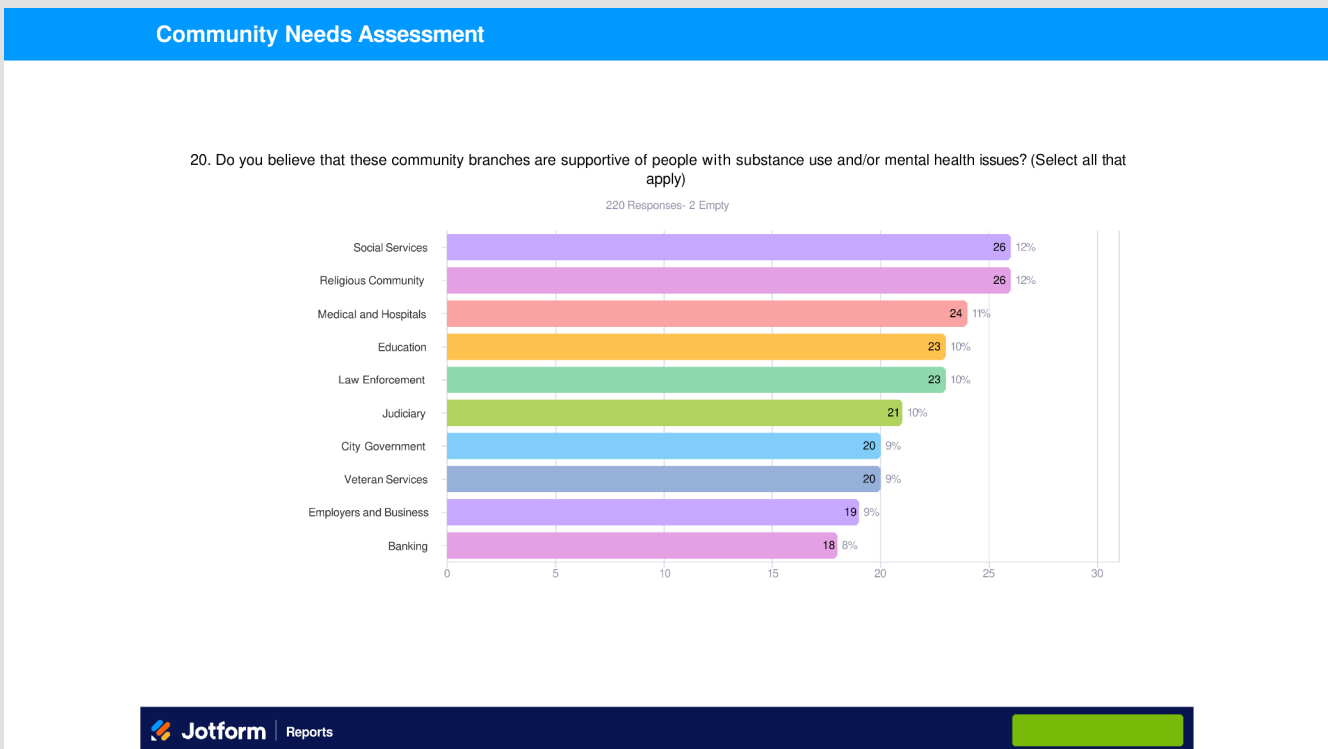
19. Do you have access to spiritual, social and cultural activities that support your recovery from substance use and/or mental health issues?

32 Responses



The majority of people that took this survey indicate that they do feel there is adequate access to spiritual, social and cultural activities that support their recovery from substance use and/or mental health issues.

# Ogle/DeKalb Survey Results



In Ogle/DeKalb County, residents feel that social service workers and the religious community are their biggest supports for substance use and/or mental health issues.

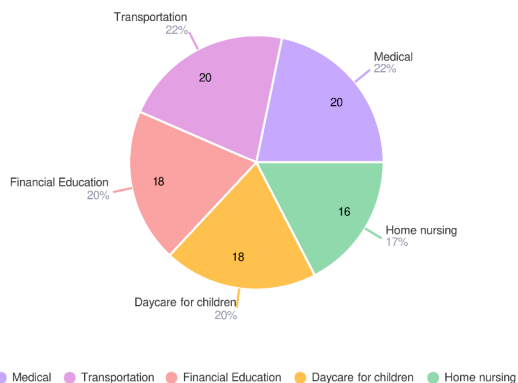
This is indicative of the knowledge of social service agencies available in the community and feeling like there are social resources that support them with their struggle of substance use and/or mental health issues.

# Ogle/DeKalb Survey Results

## Community Needs Assessment

21. Do you presently need assistance from any of the following? (Select all that apply)

92 Responses- 9 Empty



Community members have indicated that they almost equally need assistance with all of the services indicated in this question. With transportation and medical assistance being the most needed. Followed by financial education, daycare for children and at home nursing.

People with mental health struggles may feel that they need assistance doing day to day tasks because they are unable to motivate themselves with tasks like showering and/or cooking food.

## 4 County Survey Results

---

**SVVOR offered the same survey to all 4 counties that our 2 ROSC Councils cover, Lee/Whiteside Counties and Ogle/DeKalb counties. We separated the data for strictly Ogle/DeKalb previously. Next, we provide the data from the survey for all 4 counties.**



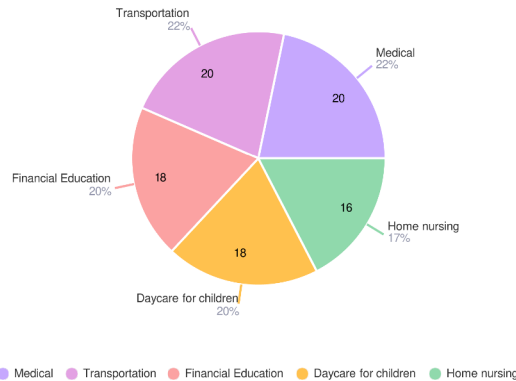


# Ogle/DeKalb Survey Results

## Community Needs Assessment

21. Do you presently need assistance from any of the following? (Select all that apply)

92 Responses- 9 Empty



Community members have indicated that they almost equally need assistance with all of the services indicated in this question. With transportation and medical assistance being the most needed. Followed by financial education, daycare for children and at home nursing.

People with mental health struggles may feel that they need assistance doing day to day tasks because they are unable to motivate themselves with tasks like showering and/or cooking food.

# 4 County Survey Results

## Community Needs Assessment

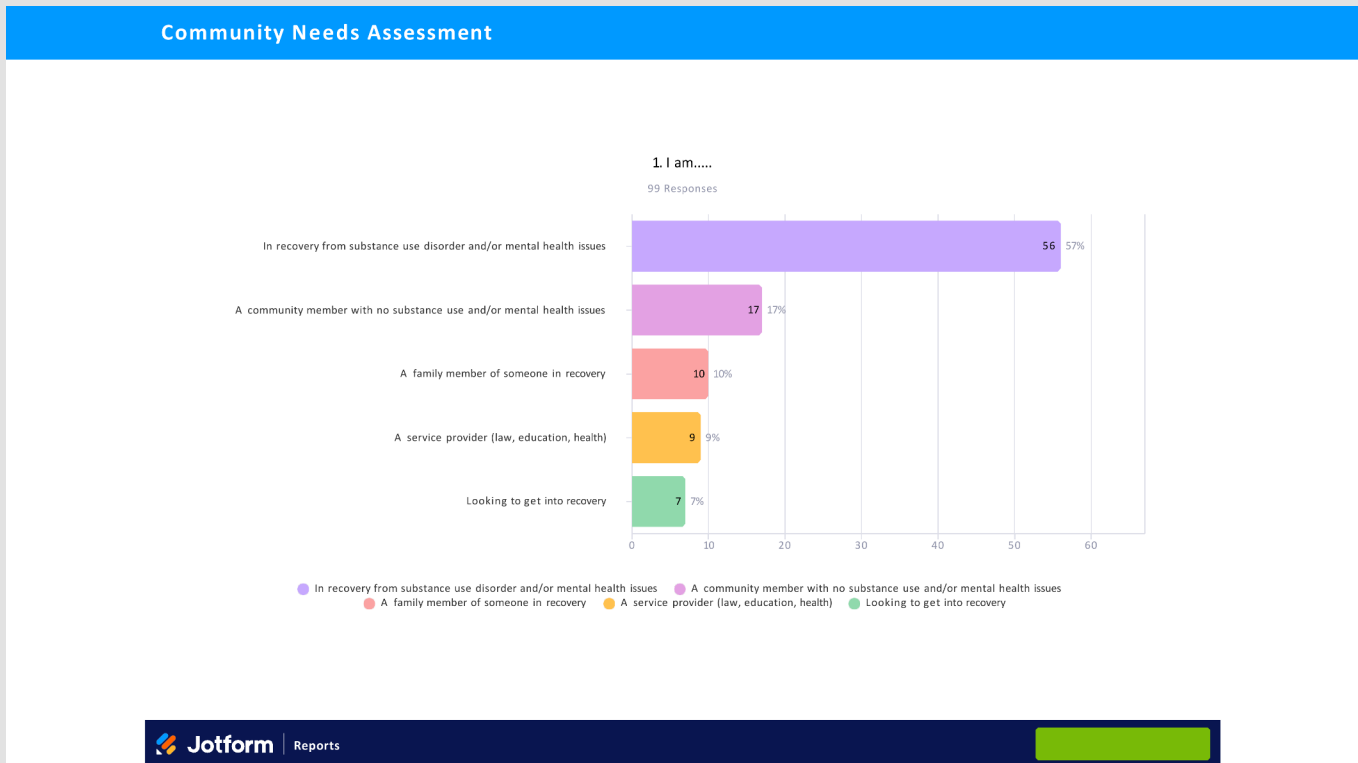
Please enter your current Illinois resident zip code

86 Responses

| Data          | Responses |
|---------------|-----------|
| 61061         | 20        |
| 61021         | 15        |
| 61071         | 13        |
| 60606         | 7         |
| 60115         | 4         |
| 61081         | 3         |
| 61068         | 3         |
| 61270         | 3         |
| Other entries | 18        |

These are the original survey results from all 4 counties. The Ogle/DeKalb ROSC is led by Sauk Valley Voices of Recovery, which is also the RCO for Lee/Whiteside ROSC. Even though the counties are separate, they both share similar difficulties and there were minimal differences in the results.

# 4 County Survey Results



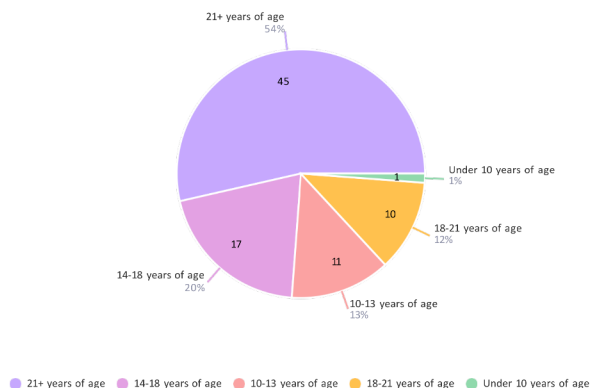
This question indicates where people identify how they are aligned with recovery.

# 4 County Survey Results

## Community Needs Assessment

2. At what age did you or a loved one start experimenting with recreational drugs?

84 Responses - 3 Empty



Jotform Reports

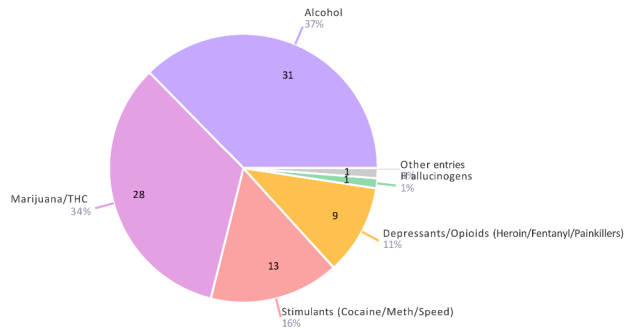
This question allows us to determine what age people were when they started using substances. The responses for all 4 counties are similar to the Ogle/DeKalb County results.

# 4 County Survey Results

## Community Needs Assessment

3. What drug(s) did you experiment with first?

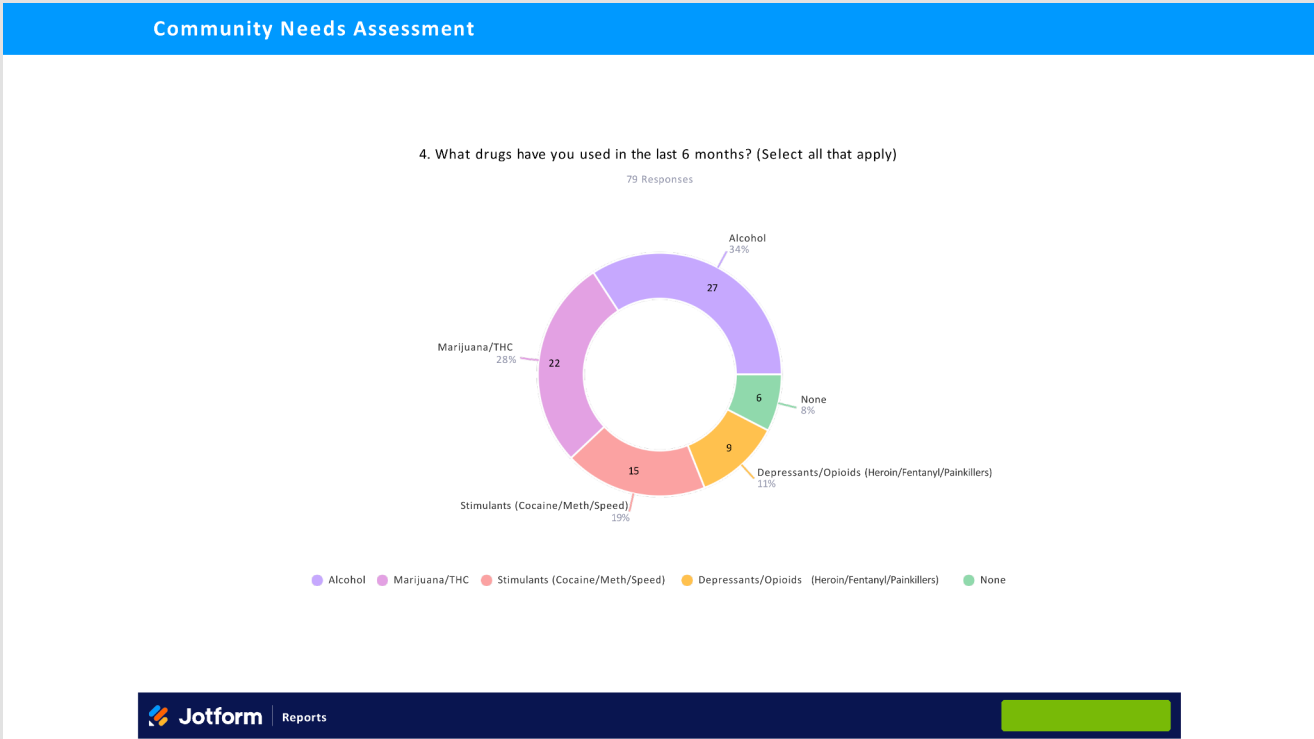
83 Responses



Jotform Reports

The response with the 4 county survey is synonymous with the response from Ogle/DeKalb County, which indicates that people from these counties may cross borders with each other.

# 4 County Survey Results



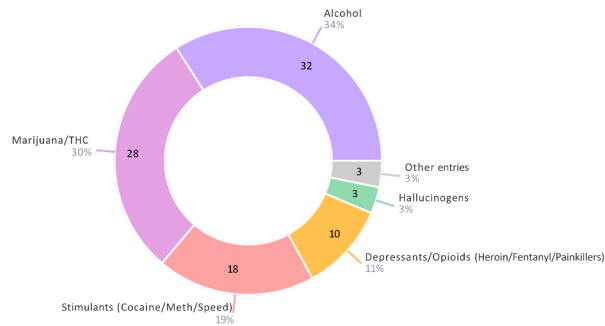
Socially acceptable drug use is consistent with all 4 counties.

# 4 County Survey Results

## Community Needs Assessment

5. What drugs have you ever used? (Select all that apply)

94 Responses



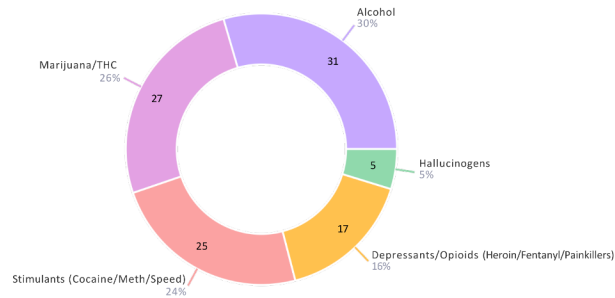
The top 2 drugs that have been used by individuals in all 4 Counties seem to be the socially acceptable drugs, alcohol at 34% and marijuana at 30%.

# 4 County Survey Results

## Community Needs Assessment

6. What specific substances are problematic in your community? (Select all that apply)

105 Responses



Jotform Reports

Again, you see the top 2 most problematic substances in individuals communities are the socially acceptable ones, alcohol and marijuana followed by stimulants.

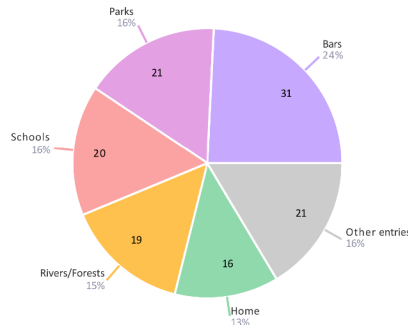


# 4 County Survey Results

## Community Needs Assessment

7. What places do you associate with drug use? (Select all that apply)

128 Responses



This question indicates that schools are well known for substance use, which counters the response that most people responded one question 2, "at what age did you or a loved one start experimenting with recreational drugs." This could indicate that people may not see one drug such as alcohol or marijuana as a problematic substance as a youth.

# 4 County Survey Results



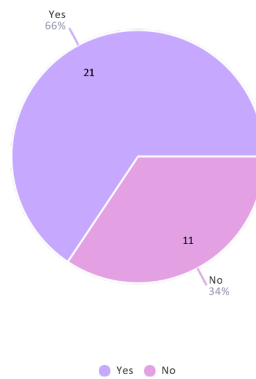
The top three responses that people feel are needed in the community are more counseling services, which are accessible, yet several providers have waiting lists. People also feel that we need in patient treatment services, which there are currently none of in all four counties which means people have to travel towards the suburbs or closer to Chicago in order to receive treatment. Third is people feel that public transportation is needed.

# 4 County Survey Results

## Community Needs Assessment

10. Have you ever been trained to administer Naloxone (Narcan)?

32 Responses



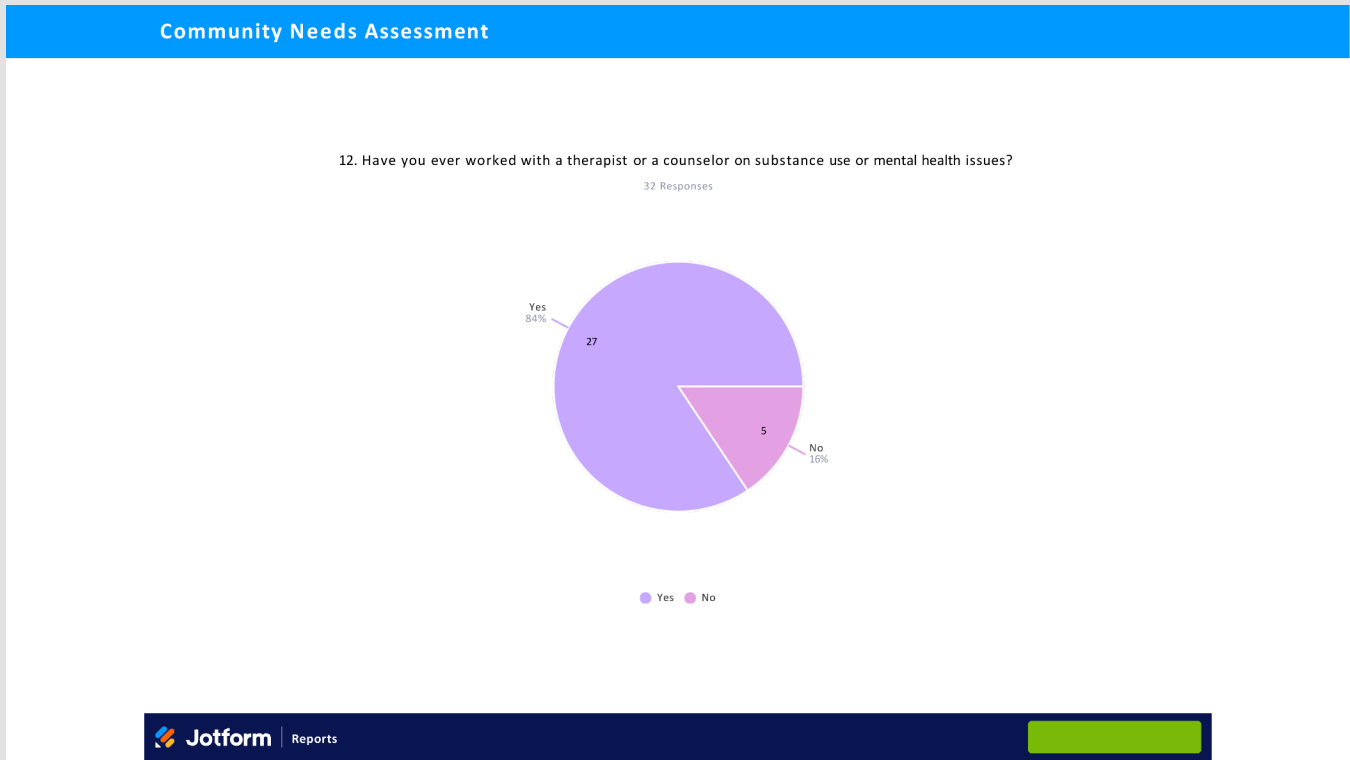
Over half of the people that completed the survey indicated that they have been trained to administer Naloxone (Narcan). This will need to be further investigated to find out where they are receiving their training.

# 4 County Survey Results



People are expressing the need for mental health and substance use treatment equally. Help with housing is a close competitor.

# 4 County Survey Results



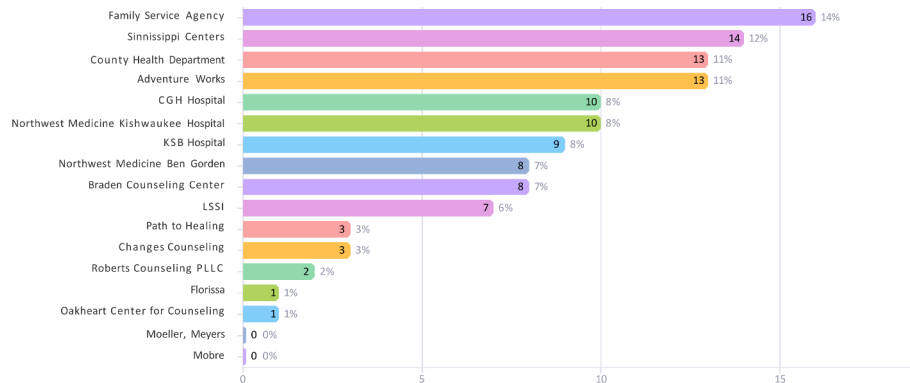
The majority of people that took this survey have worked with a therapist or counselor previously for substance use and/or mental health issues.

# 4 County Survey Results

## Community Needs Assessment

13. Which of these mental health resources are you familiar with? (select all that apply)

118 Responses



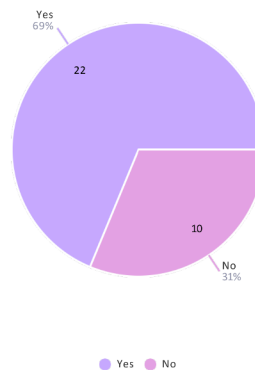
This question indicates that the majority of people in all 4 counties are most aware of the Family Service Agency. Sinnissippi Centers is the mental health agency that covers 3 of the 4 counties. Adventure Works is in DeKalb Illinois and works specifically with children which indicates a lack of child counseling in the other 3 counties.

# 4 County Survey Results

## Community Needs Assessment

14. Are finances an obstacle for you to get treatment for substance use or mental health issues?

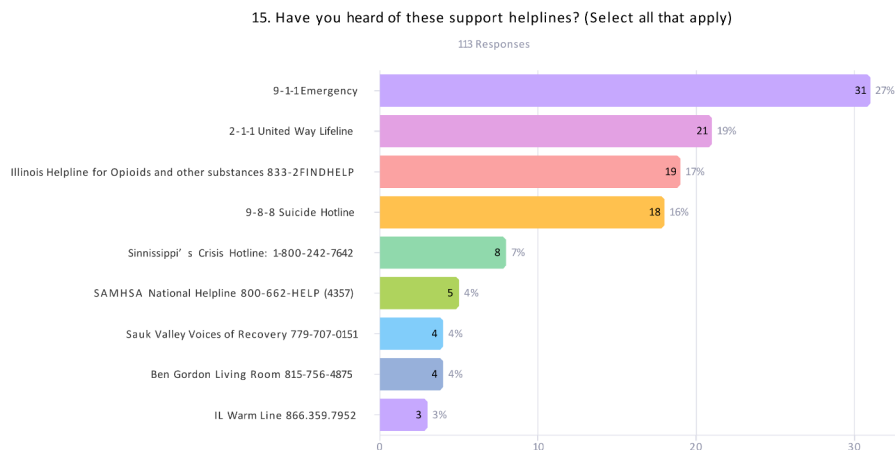
32 Responses



In this question, people indicate that finances are an obstacle to substance use or mental health services. Yet the agencies that are indicated in the previous question either take medicaid or work on a sliding scale. Also there are several AA meetings in the area that are free. This may be indicative of work hours for being inconsistent with agency hours.

# 4 County Survey Results

## Community Needs Assessment



This question indicates that not everyone taking the survey has heard of 9-1-1, which is the most common helpline. We would have to look into this more to see why 100% of individuals participating in this survey did not mark that they were familiar with this helpline.

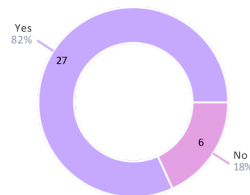


# 4 County Survey Results

## Community Needs Assessment

16. Is there adequate access to social services (i.e day care, counseling, work force development, recovery support and/or safety services)?

33 Responses



| Data | Response | %   |
|------|----------|-----|
| Yes  | 27       | 82% |
| No   | 6        | 18% |

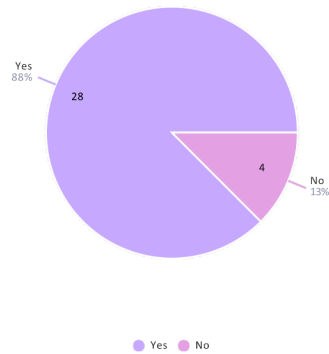
The majority of respondents in the 4 counties believe that there is adequate access to social services such as daycare, counseling, workforce development, recovery support and safety services.

# 4 County Survey Results

## Community Needs Assessment

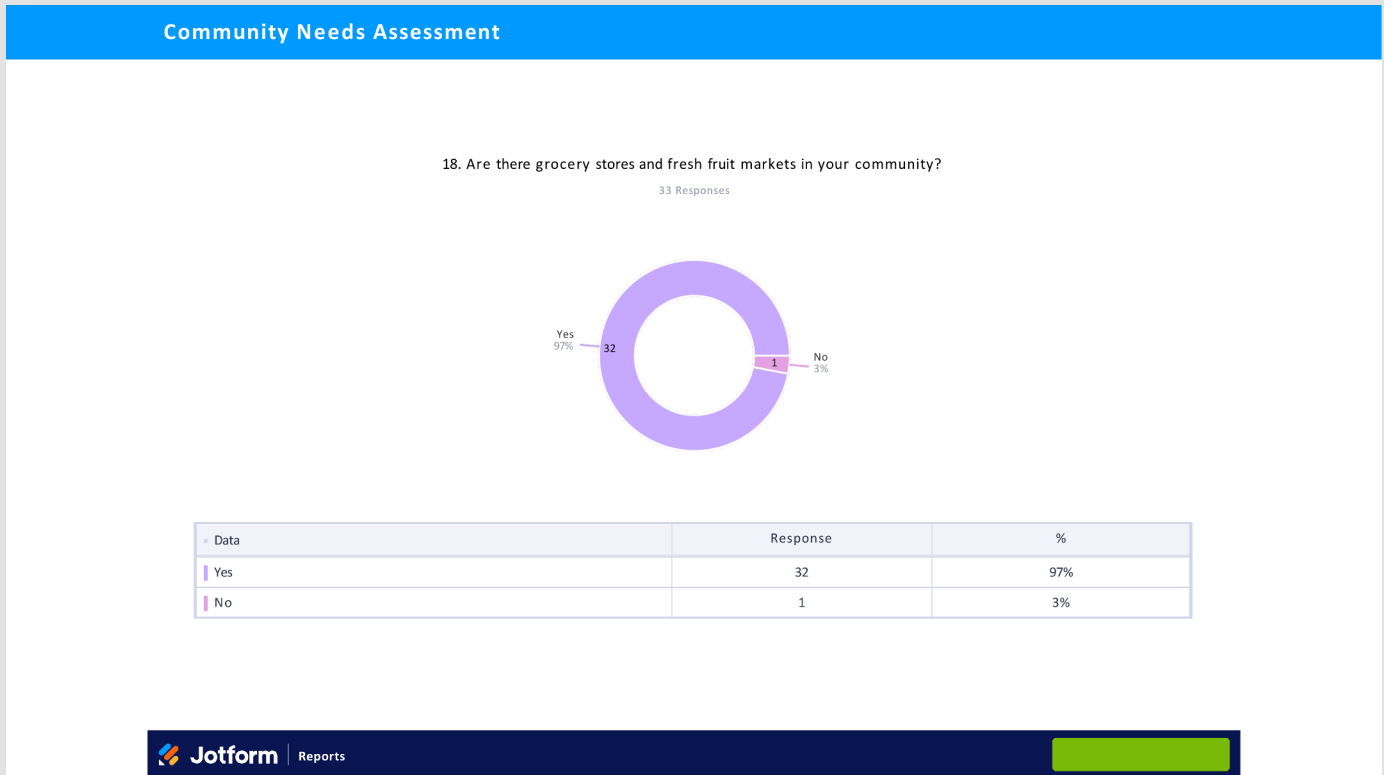
17. Is there availability of adequate health care services (i.e. pharmacies, hospitals, local clinics)?

32 Responses



The majority of respondents feel that there are adequate health care services in the 4 counties.

# 4 County Survey Results



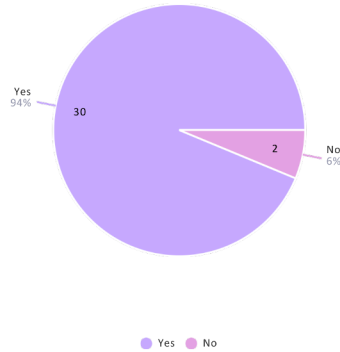
The results for this question indicate that respondents feel that there are grocery stores and/or places to access fresh fruit markets in their community.

# 4 County Survey Results

## Community Needs Assessment

19. Do you have access to spiritual, social and cultural activities that support your recovery from substance use and/or mental health issues?

32 Responses



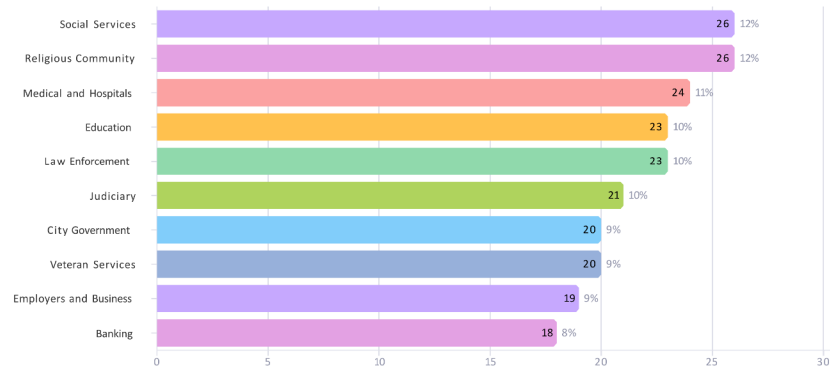
The majority of respondents feel that there is adequate access to spiritual, social and cultural activities that are in the county to support them and/or others recovery from substance use and/or mental health.

# 4 County Survey Results

## Community Needs Assessment

20. Do you believe that these community branches are supportive of people with substance use and/or mental health issues? (Select all that apply)

220 Responses - 2 Empty



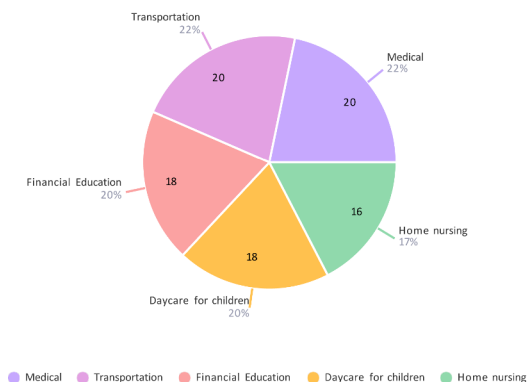
Of the 4 counties, respondents are consistent with their belief that social services and the religious community are the biggest supporters in substance abuse and/or mental health issues.

# 4 County Survey Results

## Community Needs Assessment

21. Do you presently need assistance from any of the following? (Select all that apply)

92 Responses - 9 Empty



This question shows that respondents feel that they almost equally need assistance with transportation, medical care, financial education, daycare for their children and home nursing. There is not much variation in their responses, so these are things we will further look into on how we can provide support for the community.