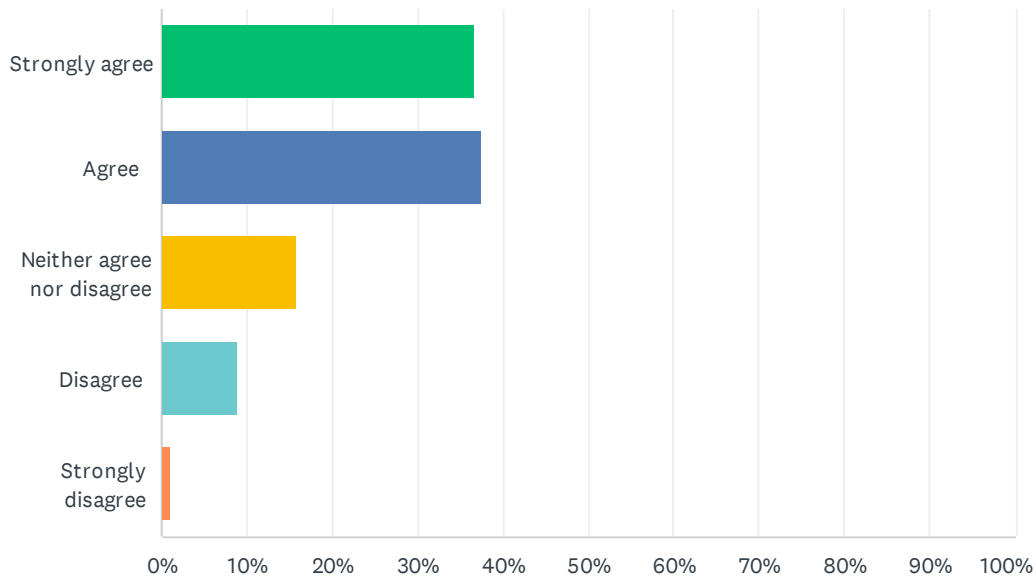


Q1 People who use drugs deserve respect.

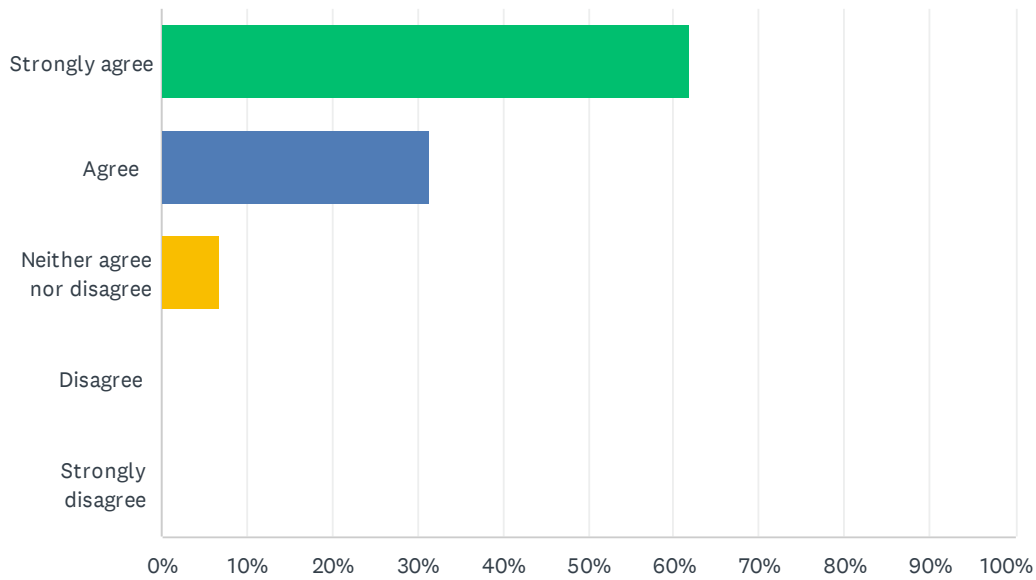
Answered: 101 Skipped: 1



ANSWER CHOICES	RESPONSES	
Strongly agree	36.63%	37
Agree	37.62%	38
Neither agree nor disagree	15.84%	16
Disagree	8.91%	9
Strongly disagree	0.99%	1
TOTAL		101

Q2 People with a mental illness deserve respect.

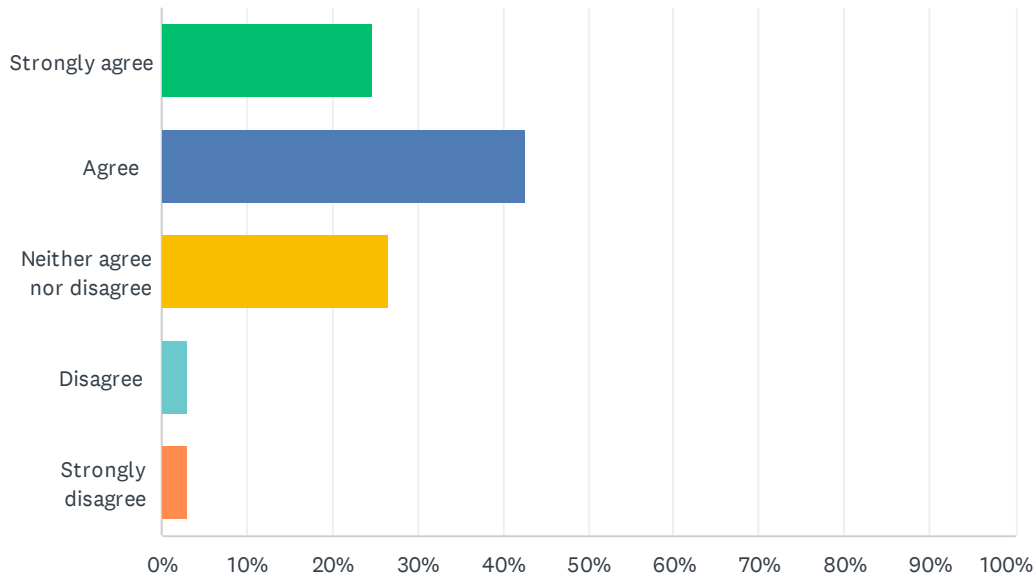
Answered: 102 Skipped: 0



ANSWER CHOICES	RESPONSES	
Strongly agree	61.76%	63
Agree	31.37%	32
Neither agree nor disagree	6.86%	7
Disagree	0.00%	0
Strongly disagree	0.00%	0
TOTAL		102

Q3 Medication Assisted Recovery - MAR (which is the use of medications to treat substance use disorders e.g., methadone or buprenorphine to treat opioid use disorder) is an effective treatment for substance use disorders.

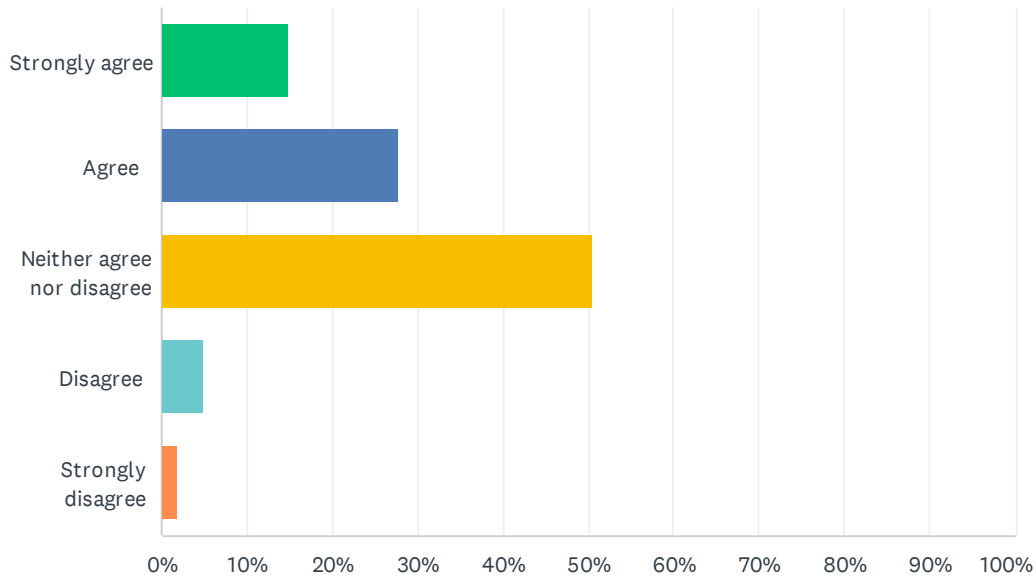
Answered: 101 Skipped: 1



ANSWER CHOICES	RESPONSES	
Strongly agree	24.75%	25
Agree	42.57%	43
Neither agree nor disagree	26.73%	27
Disagree	2.97%	3
Strongly disagree	2.97%	3
TOTAL		101

Q4 It is difficult to find healthcare providers who offer Medication Assisted Recovery - MAR (which is the use of medications to treat substance use disorders e.g., methadone or buprenorphine to treat opioid use disorder) in my community.

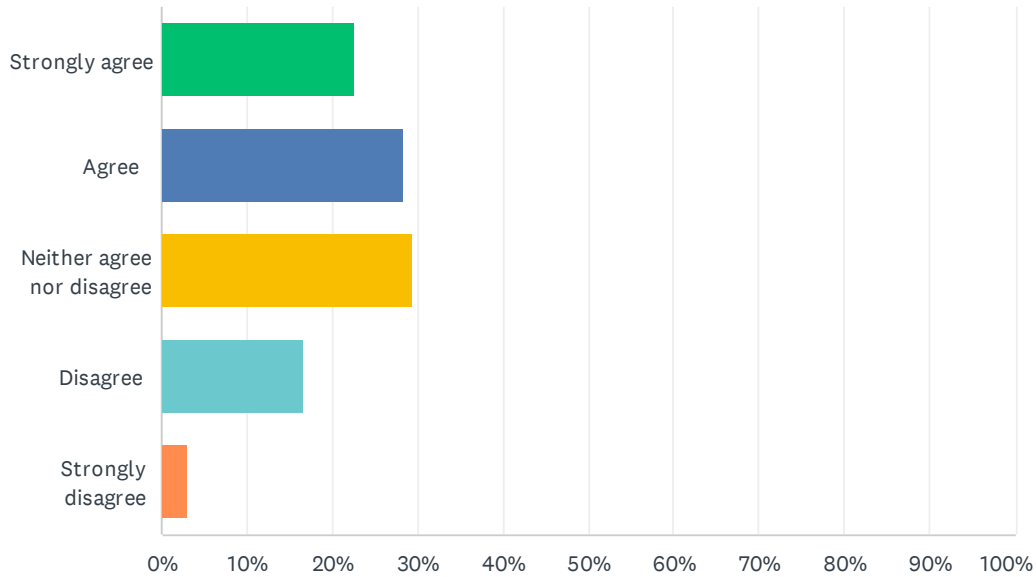
Answered: 101 Skipped: 1



ANSWER CHOICES	RESPONSES	
Strongly agree	14.85%	15
Agree	27.72%	28
Neither agree nor disagree	50.50%	51
Disagree	4.95%	5
Strongly disagree	1.98%	2
TOTAL		101

Q5 Harm reduction services like Narcan/Naloxone and syringe service programs reduce the risks of drug use.

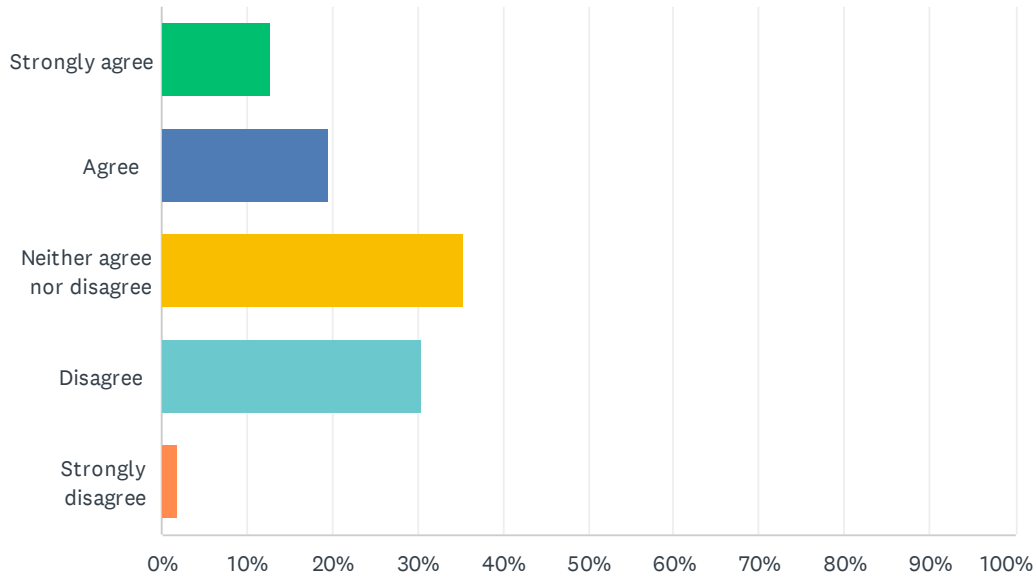
Answered: 102 Skipped: 0



ANSWER CHOICES	RESPONSES	
Strongly agree	22.55%	23
Agree	28.43%	29
Neither agree nor disagree	29.41%	30
Disagree	16.67%	17
Strongly disagree	2.94%	3
TOTAL		102

Q6 It is difficult to find harm reduction services like Narcan/Naloxone and syringe service programs in my community.

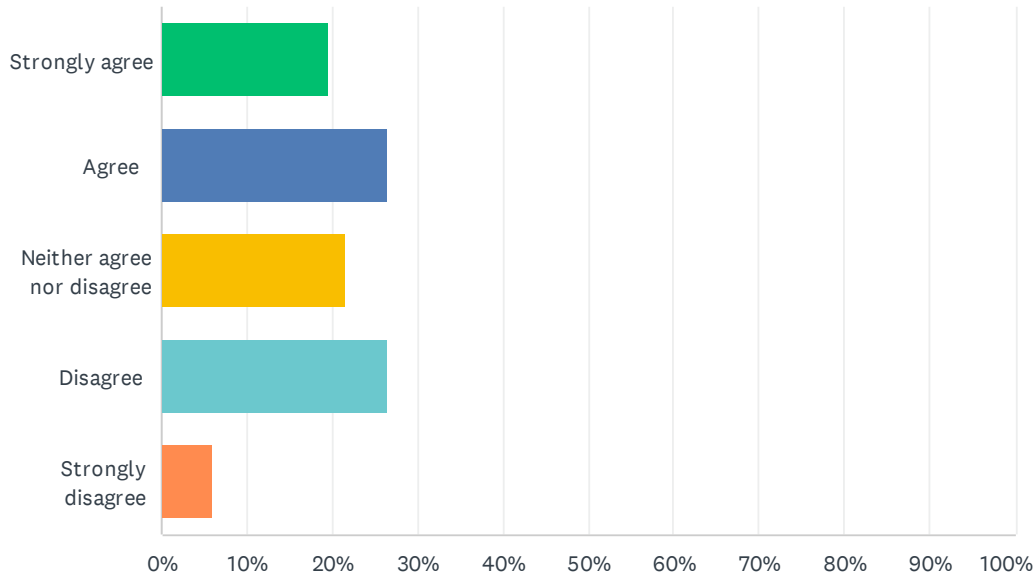
Answered: 102 Skipped: 0



ANSWER CHOICES	RESPONSES	
Strongly agree	12.75%	13
Agree	19.61%	20
Neither agree nor disagree	35.29%	36
Disagree	30.39%	31
Strongly disagree	1.96%	2
TOTAL		102

Q7 It is difficult to find mental health and substance use treatment services in my community.

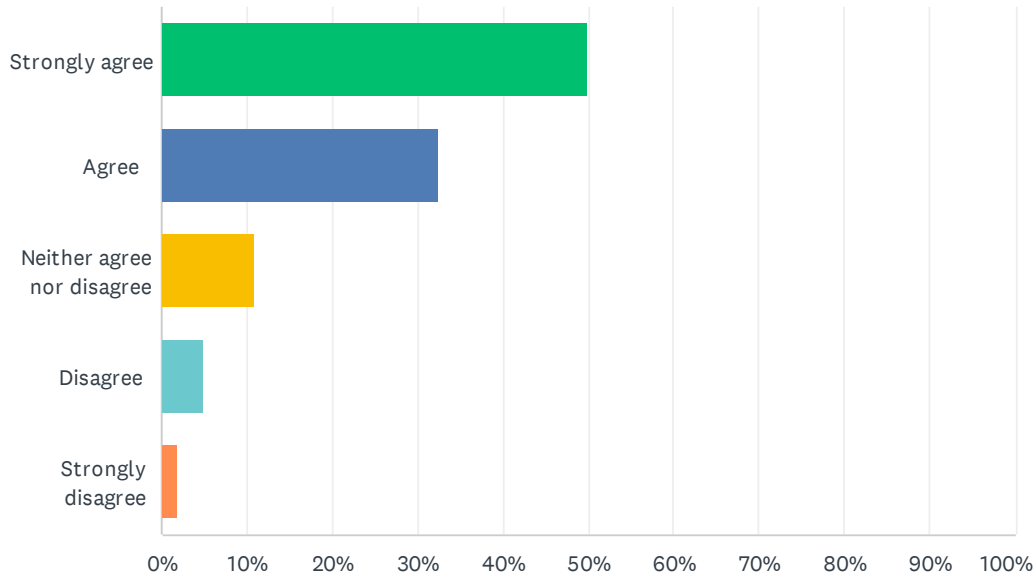
Answered: 102 Skipped: 0



ANSWER CHOICES	RESPONSES	
Strongly agree	19.61%	20
Agree	26.47%	27
Neither agree nor disagree	21.57%	22
Disagree	26.47%	27
Strongly disagree	5.88%	6
TOTAL		102

Q8 We should increase government funding on treatment options for mental health and substance use disorders.

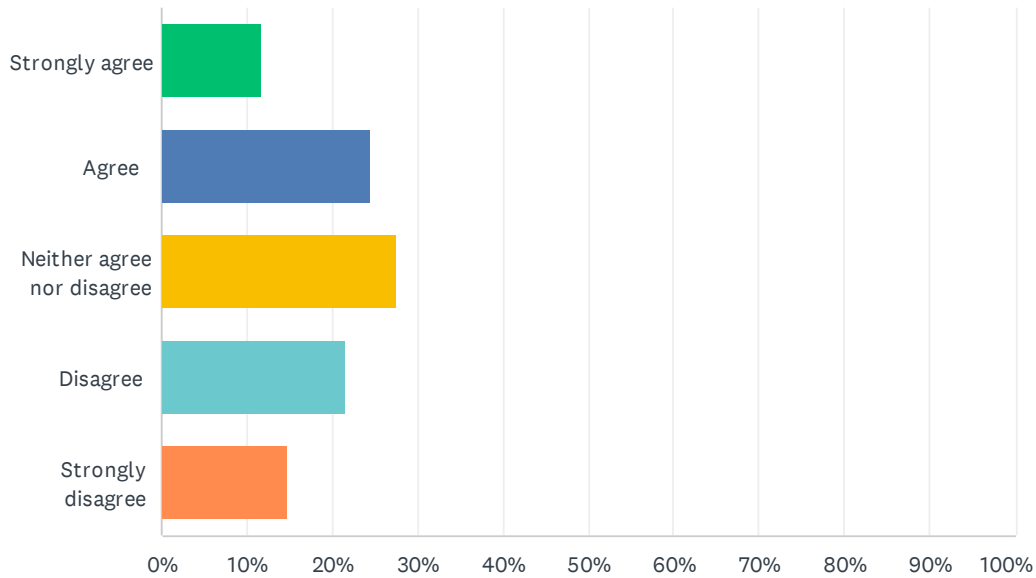
Answered: 102 Skipped: 0



ANSWER CHOICES	RESPONSES	
Strongly agree	50.00%	51
Agree	32.35%	33
Neither agree nor disagree	10.78%	11
Disagree	4.90%	5
Strongly disagree	1.96%	2
TOTAL		102

Q9 Everyone in my community can get help for mental health regardless of income level, insurance status, race, ethnicity, primary language, disabilities, gender identity, sexual orientation, or citizenship status.

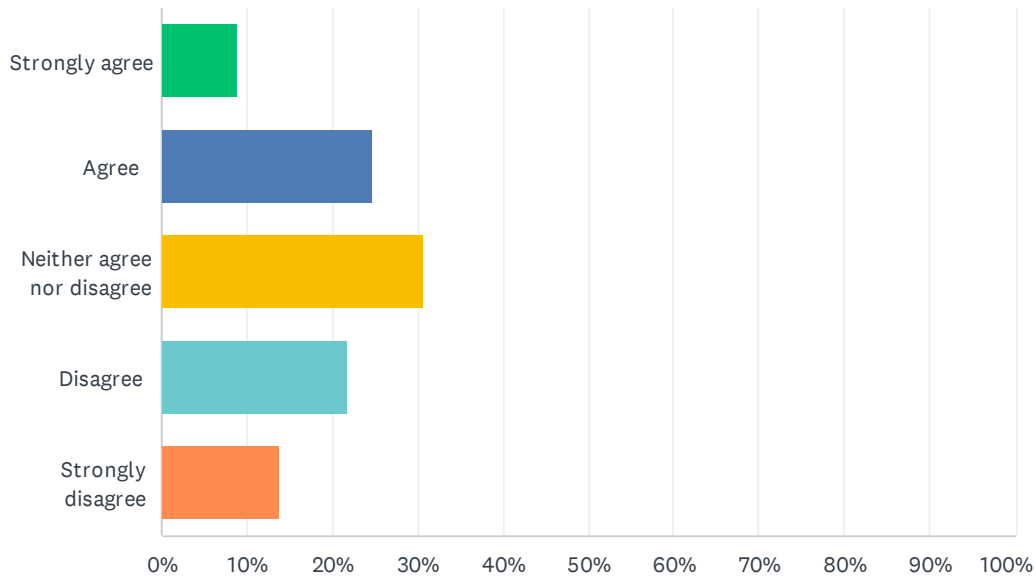
Answered: 102 Skipped: 0



ANSWER CHOICES	RESPONSES	
Strongly agree	11.76%	12
Agree	24.51%	25
Neither agree nor disagree	27.45%	28
Disagree	21.57%	22
Strongly disagree	14.71%	15
TOTAL		102

Q10 Everyone in my community can get help for substance use regardless of income level, insurance status, race, ethnicity, primary language, disabilities, gender identity, sexual orientation, or citizenship status.

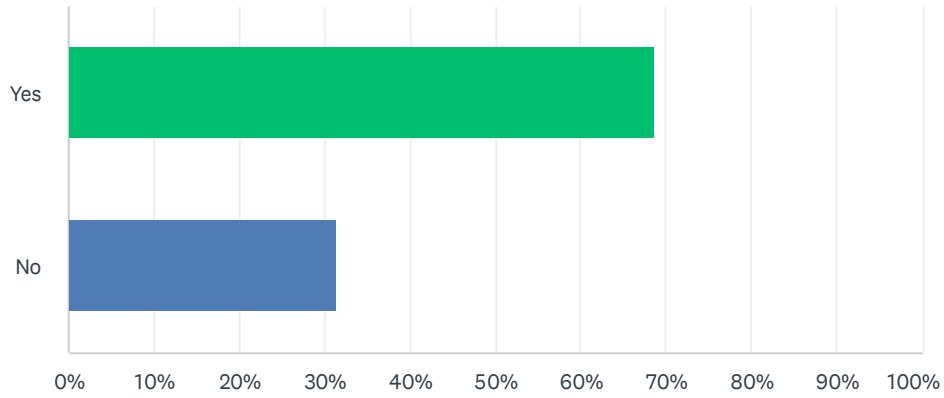
Answered: 101 Skipped: 1



ANSWER CHOICES	RESPONSES	
Strongly agree	8.91%	9
Agree	24.75%	25
Neither agree nor disagree	30.69%	31
Disagree	21.78%	22
Strongly disagree	13.86%	14
TOTAL		101

Q11 Do you know anyone with Substance Use Disorder (including yourself)?

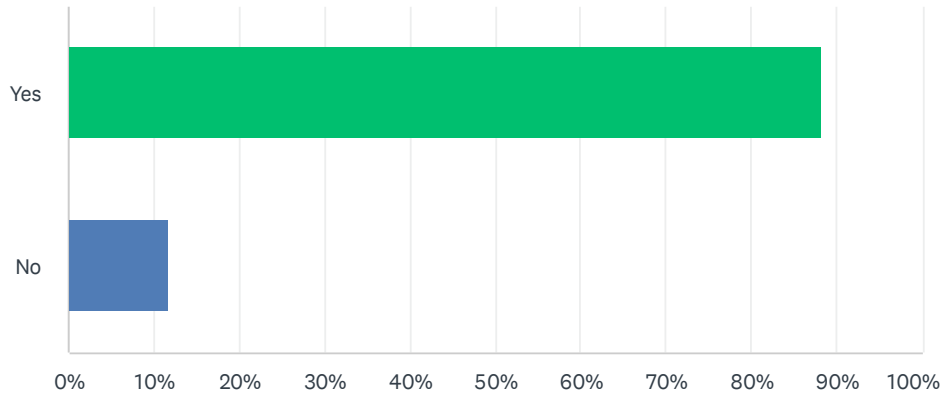
Answered: 102 Skipped: 0



ANSWER CHOICES	RESPONSES	
Yes	68.63%	70
No	31.37%	32
TOTAL		102

Q12 Do you know anyone with Mental Health Disorders (including yourself)?

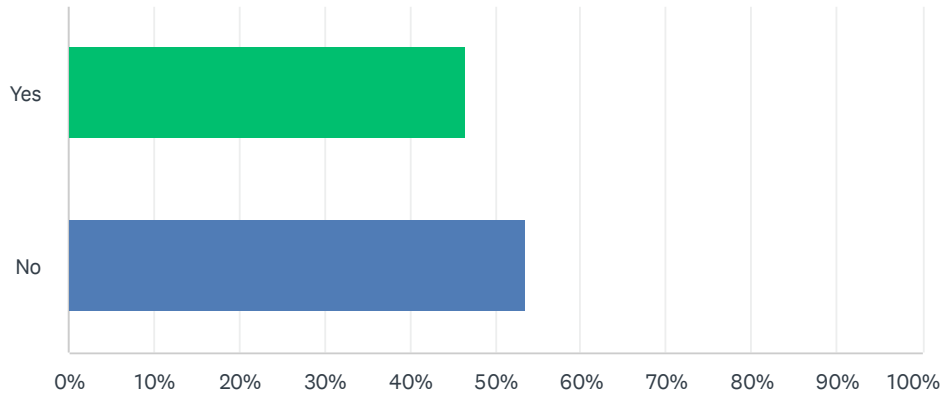
Answered: 102 Skipped: 0



ANSWER CHOICES	RESPONSES	
Yes	88.24%	90
No	11.76%	12
TOTAL		102

Q13 Do you know about your Piatt County ROSC (Recovery Oriented System of Care)?

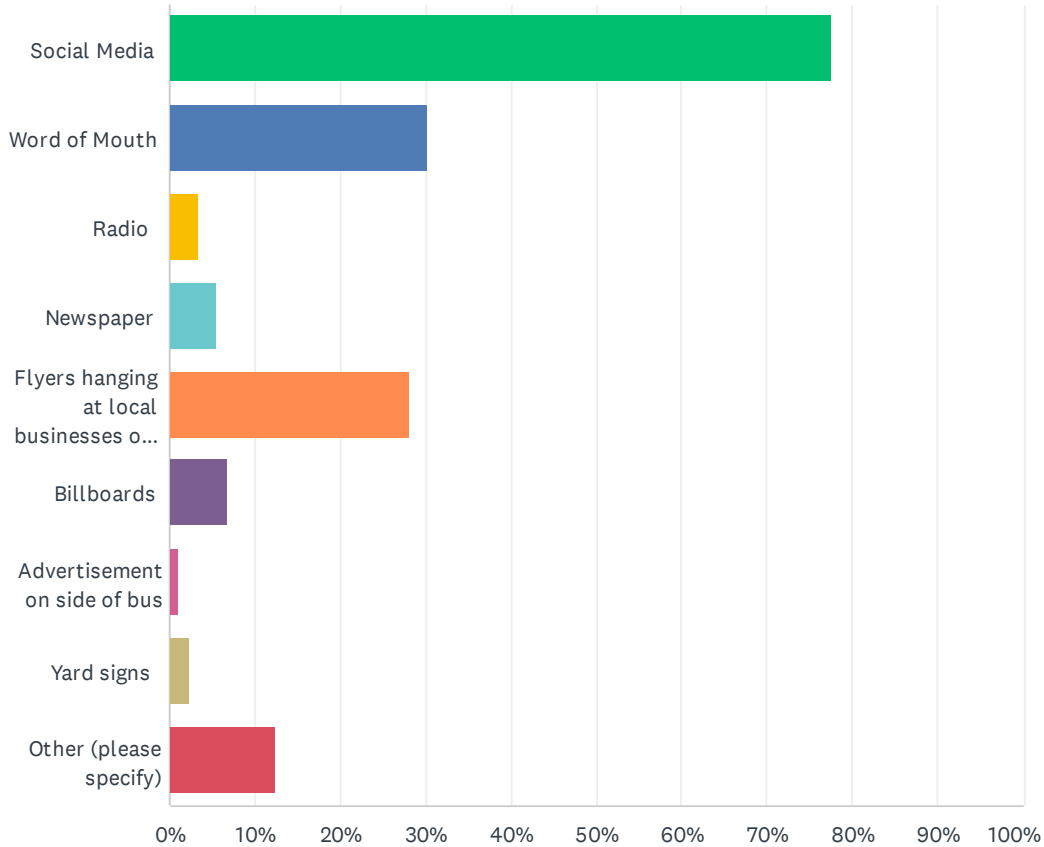
Answered: 101 Skipped: 1



ANSWER CHOICES	RESPONSES
Yes	46.53% 47
No	53.47% 54
TOTAL	101

Q14 How, if at all, are you seeing information about events your Piatt County ROSC is holding? Please select all that apply.

Answered: 89 Skipped: 13



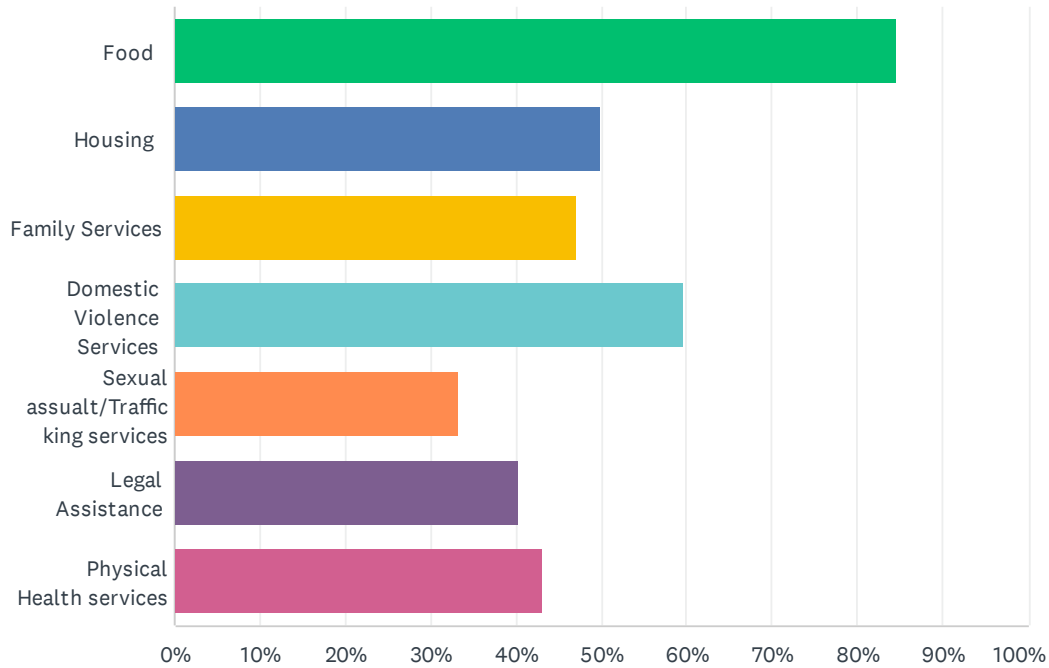
ANSWER CHOICES	RESPONSES	
Social Media	77.53%	69
Word of Mouth	30.34%	27
Radio	3.37%	3
Newspaper	5.62%	5
Flyers hanging at local businesses or helping organizations	28.09%	25
Billboards	6.74%	6
Advertisement on side of bus	1.12%	1
Yard signs	2.25%	2
Other (please specify)	12.36%	11
Total Respondents: 89		

#	OTHER (PLEASE SPECIFY)	DATE
---	------------------------	------

1	Own a local business	1/24/2025 1:44 PM
2	Never knew it existed	1/20/2025 3:25 PM
3	DPBCHD	1/19/2025 9:29 AM
4	Haven't	1/18/2025 12:51 AM
5	None	1/17/2025 1:42 PM
6	None	1/17/2025 12:33 PM
7	None	1/17/2025 9:59 AM
8	I make meetings	1/11/2025 2:09 PM
9	I am not seeing any	1/6/2025 12:56 PM
10	I'm not	1/2/2025 4:35 PM
11	None	1/2/2025 10:58 AM

Q15 Do you know where to go to receive help in accessing free or reduced: (Please check the box if your answer is YES)

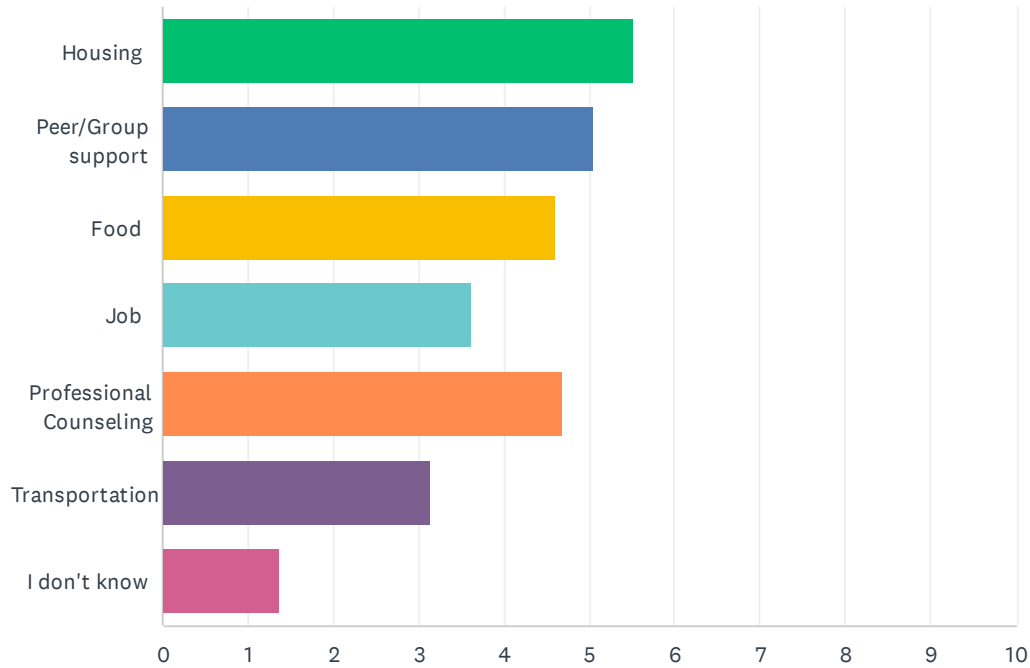
Answered: 72 Skipped: 30



ANSWER CHOICES	RESPONSES
Food	84.72% 61
Housing	50.00% 36
Family Services	47.22% 34
Domestic Violence Services	59.72% 43
Sexual assault/Trafficking services	33.33% 24
Legal Assistance	40.28% 29
Physical Health services	43.06% 31
Total Respondents: 72	

Q16 What do you think is most important support for someone who is new to recovery? Rank from 1 - 6 with 1 being most important.

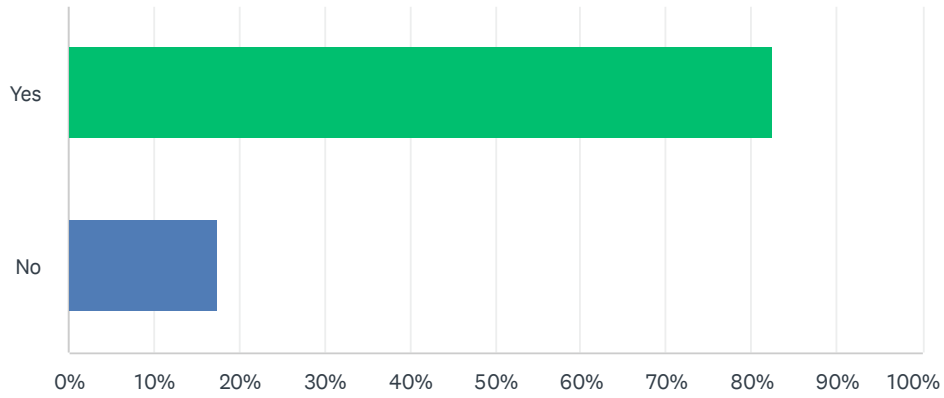
Answered: 102 Skipped: 0



	1	2	3	4	5	6	7	TOTAL	SCORE
Housing	32.35% 33	23.53% 24	18.63% 19	18.63% 19	3.92% 4	2.94% 3	0.00% 0	102	5.53
Peer/Group support	23.53% 24	29.41% 30	10.78% 11	11.76% 12	15.69% 16	7.84% 8	0.98% 1	102	5.06
Food	5.88% 6	22.55% 23	27.45% 28	21.57% 22	14.71% 15	7.84% 8	0.00% 0	102	4.60
Job	5.88% 6	1.96% 2	18.63% 19	22.55% 23	25.49% 26	24.51% 25	0.98% 1	102	3.63
Professional Counseling	26.47% 27	17.65% 18	7.84% 8	11.76% 12	20.59% 21	13.73% 14	1.96% 2	102	4.69
Transportation	0.98% 1	4.90% 5	16.67% 17	13.73% 14	18.63% 19	38.24% 39	6.86% 7	102	3.14
I don't know	4.90% 5	0.00% 0	0.00% 0	0.00% 0	0.98% 1	4.90% 5	89.22% 91	102	1.36

Q17 Recovery housing in my community would be beneficial to individuals in recovery.

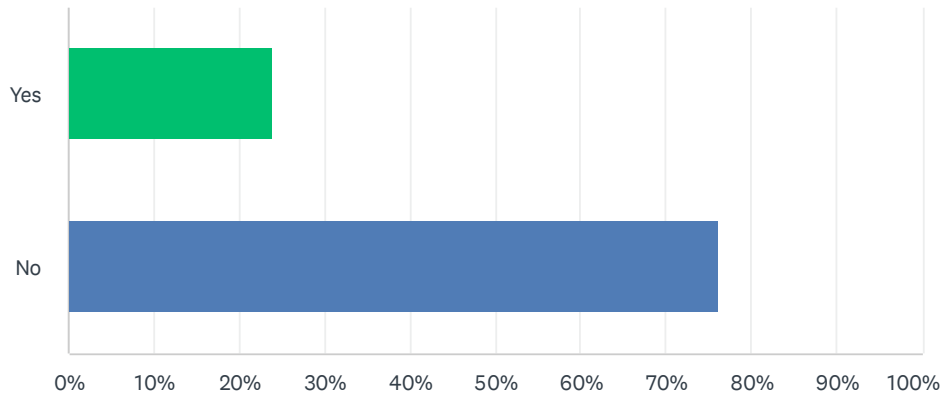
Answered: 97 Skipped: 5



ANSWER CHOICES	RESPONSES	
Yes	82.47%	80
No	17.53%	17
TOTAL		97

Q18 Would you like to get involved in your Piatt County ROSC? If so, please contact Tia Schum at tschum@piattmhc.org (This question is NOT a requirement)

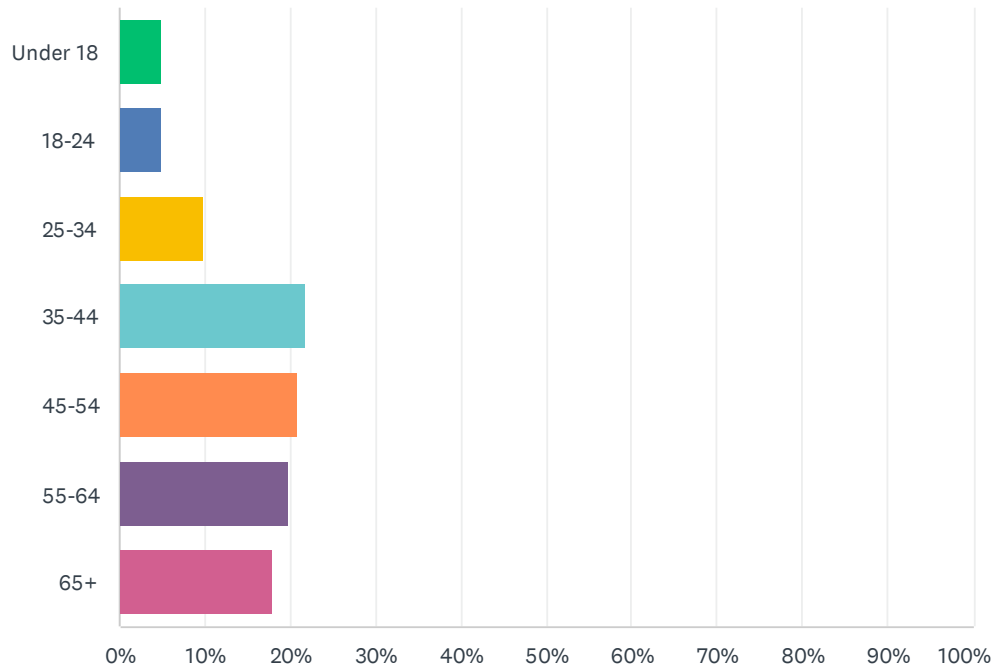
Answered: 71 Skipped: 31



ANSWER CHOICES	RESPONSES	
Yes	23.94%	17
No	76.06%	54
TOTAL		71

Q19 The information collected below will be used to identify areas for improvement in our communities. Thank you for completing the demographics.Age

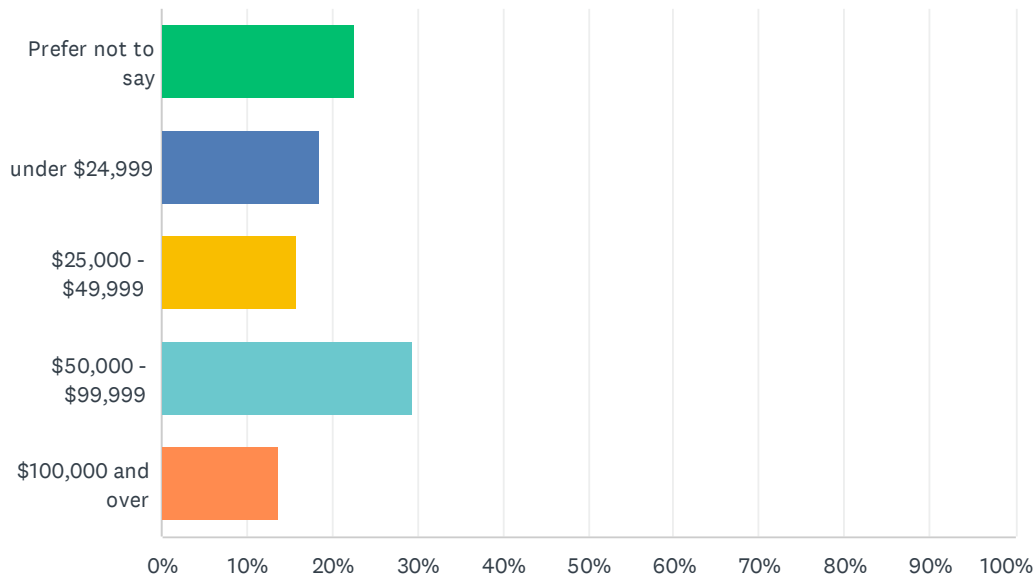
Answered: 101 Skipped: 1



ANSWER CHOICES	RESPONSES	
Under 18	4.95%	5
18-24	4.95%	5
25-34	9.90%	10
35-44	21.78%	22
45-54	20.79%	21
55-64	19.80%	20
65+	17.82%	18
TOTAL		101

Q20 Income level

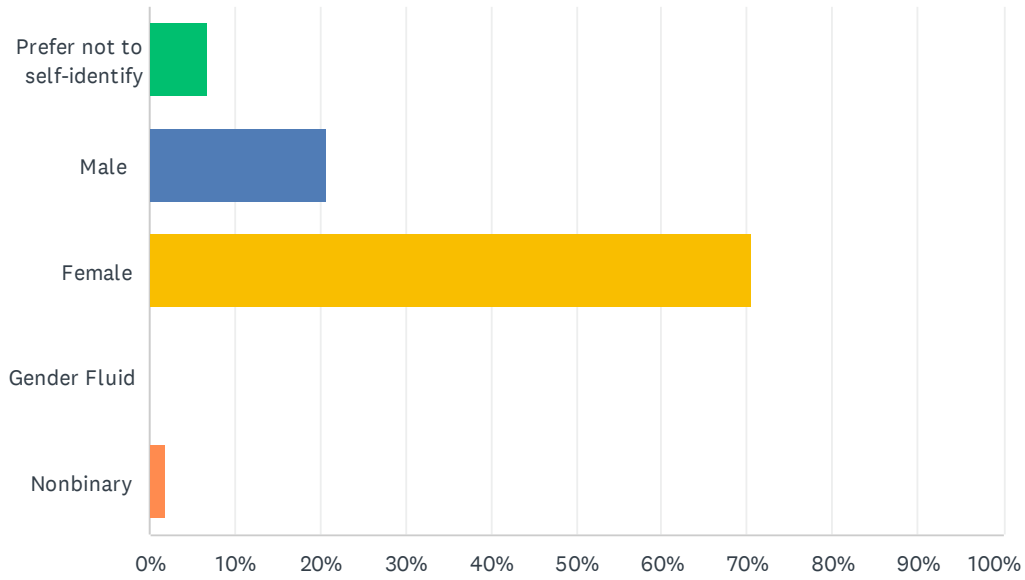
Answered: 102 Skipped: 0



ANSWER CHOICES	RESPONSES	
Prefer not to say	22.55%	23
under \$24,999	18.63%	19
\$25,000 - \$49,999	15.69%	16
\$50,000 - \$99,999	29.41%	30
\$100,000 and over	13.73%	14
TOTAL		102

Q21 Gender

Answered: 102 Skipped: 0



ANSWER CHOICES	RESPONSES	
Prefer not to self-identify	6.86%	7
Male	20.59%	21
Female	70.59%	72
Gender Fluid	0.00%	0
Nonbinary	1.96%	2
TOTAL		102

Q22 Location

Answered: 90 Skipped: 12

ANSWER CHOICES	RESPONSES	
County:	100.00%	90
Zip code:	95.56%	86

#	COUNTY:	DATE
1	Piatt	1/30/2025 9:22 PM
2	Piatt	1/30/2025 9:19 PM
3	Piatt	1/30/2025 8:52 PM
4	Champaign	1/25/2025 1:19 AM
5	Piatt	1/24/2025 4:57 PM
6	Piatt	1/24/2025 1:44 PM
7	Piatt	1/24/2025 7:49 AM
8	Cerro Gordo	1/22/2025 5:57 PM
9	Piatt	1/22/2025 12:40 PM
10	Piatt	1/22/2025 10:00 AM
11	PIATT	1/22/2025 8:51 AM
12	piatt	1/20/2025 3:25 PM
13	Piatt	1/20/2025 8:15 AM
14	Piatt	1/19/2025 12:37 PM
15	Piatt	1/19/2025 9:29 AM
16	Piatt	1/18/2025 12:38 PM
17	Champaign	1/18/2025 11:47 AM
18	Bement	1/18/2025 10:30 AM
19	Piatt	1/18/2025 6:05 AM
20	Piatt	1/18/2025 4:37 AM
21	Piatt	1/18/2025 12:51 AM
22	Piatt	1/17/2025 11:26 PM
23	Piatt	1/17/2025 10:28 PM
24	Monticello	1/17/2025 10:13 PM
25	Piatt	1/17/2025 7:24 PM
26	Piatt	1/17/2025 6:25 PM
27	Dewitt	1/17/2025 5:31 PM
28	Piatt	1/17/2025 4:22 PM
29	Piatt	1/17/2025 4:05 PM

Community Survey

SurveyMonkey

30	Piatt	1/17/2025 2:59 PM
31	Cerrogordo	1/17/2025 1:42 PM
32	Piatt	1/17/2025 12:44 PM
33	Piatt	1/17/2025 12:33 PM
34	Piatt	1/17/2025 12:26 PM
35	Piatt	1/17/2025 11:52 AM
36	Piatt	1/17/2025 10:24 AM
37	Piatt	1/17/2025 9:59 AM
38	Piatt	1/14/2025 8:28 PM
39	Piatt	1/11/2025 2:09 PM
40	Piatt	1/11/2025 10:35 AM
41	Piatt	1/10/2025 10:12 PM
42	Piatt	1/10/2025 10:19 AM
43	Cerro gordo	1/7/2025 12:40 PM
44	Piatt	1/7/2025 9:21 AM
45	piatt	1/6/2025 6:44 PM
46	Piatt	1/6/2025 2:18 PM
47	Piatt	1/6/2025 12:56 PM
48	Piatt	1/6/2025 8:49 AM
49	Piatt	1/5/2025 7:33 PM
50	Mansfield	1/4/2025 9:40 PM
51	Piatt	1/4/2025 7:11 PM
52	United states	1/4/2025 4:28 PM
53	Piatt	1/4/2025 4:27 PM
54	Piatt	1/3/2025 10:40 PM
55	Piatt	1/3/2025 7:01 PM
56	Usa	1/3/2025 6:46 PM
57	Piatt	1/3/2025 3:37 PM
58	Piatt	1/3/2025 12:04 PM
59	Piatt	1/3/2025 8:18 AM
60	Peoria	1/3/2025 5:48 AM
61	DeWitt	1/2/2025 9:03 PM
62	Piatt	1/2/2025 6:12 PM
63	Piatt	1/2/2025 5:44 PM
64	Piatt	1/2/2025 2:14 PM
65	Piatt	1/2/2025 2:13 PM
66	Piatt	1/2/2025 2:13 PM
67	Champaign	1/2/2025 2:09 PM

Community Survey

SurveyMonkey

68	PIATT	1/2/2025 2:04 PM
69	Piatt	1/2/2025 11:57 AM
70	Piatt	1/2/2025 11:14 AM
71	Piatt	1/2/2025 10:58 AM
72	Piatt	1/2/2025 10:32 AM
73	Dewitt	1/2/2025 10:31 AM
74	Piatt	1/2/2025 10:27 AM
75	Piatt	12/27/2024 10:46 PM
76	Piatt	12/23/2024 4:43 PM
77	Piatt	12/22/2024 9:00 AM
78	Piatt	12/21/2024 11:14 PM
79	Piatt	12/21/2024 10:55 AM
80	Piatt	12/21/2024 1:40 AM
81	Piatt	12/20/2024 10:49 PM
82	Piatt	12/20/2024 9:59 PM
83	Piatt	12/20/2024 3:40 PM
84	Piatt	12/20/2024 12:55 PM
85	Piatt	12/20/2024 11:46 AM
86	Piatt	12/20/2024 11:07 AM
87	Dewitt	12/20/2024 10:43 AM
88	Piatt	12/20/2024 10:34 AM
89	Piatt	12/20/2024 9:53 AM
90	Piatt	12/19/2024 3:31 PM
#	ZIP CODE:	DATE
1	61813	1/30/2025 9:22 PM
2	61818	1/30/2025 9:19 PM
3	61851	1/25/2025 1:19 AM
4	61855	1/24/2025 4:57 PM
5	61856	1/24/2025 1:44 PM
6	71819	1/24/2025 7:49 AM
7	61818	1/22/2025 5:57 PM
8	61839	1/22/2025 12:40 PM
9	61853	1/22/2025 10:00 AM
10	61818	1/22/2025 8:51 AM
11	61813	1/20/2025 3:25 PM
12	61818	1/20/2025 8:15 AM
13	61856	1/19/2025 12:37 PM
14	61856	1/19/2025 9:29 AM

Community Survey

SurveyMonkey

15	61856	1/18/2025 12:38 PM
16	61813	1/18/2025 10:30 AM
17	61856	1/18/2025 6:05 AM
18	61856	1/18/2025 4:37 AM
19	61818	1/18/2025 12:51 AM
20	61856	1/17/2025 11:26 PM
21	61856	1/17/2025 10:28 PM
22	61855	1/17/2025 10:13 PM
23	61813	1/17/2025 7:24 PM
24	61884	1/17/2025 6:25 PM
25	61882	1/17/2025 5:31 PM
26	61818	1/17/2025 4:22 PM
27	61929	1/17/2025 4:05 PM
28	61856	1/17/2025 2:59 PM
29	61818	1/17/2025 1:42 PM
30	61818	1/17/2025 12:44 PM
31	61854	1/17/2025 12:33 PM
32	61818	1/17/2025 12:26 PM
33	61856	1/17/2025 11:52 AM
34	61856	1/17/2025 10:24 AM
35	61864	1/17/2025 9:59 AM
36	61856	1/14/2025 8:28 PM
37	61813	1/11/2025 2:09 PM
38	61854	1/11/2025 10:35 AM
39	61913	1/10/2025 10:12 PM
40	61856	1/10/2025 10:19 AM
41	61818	1/7/2025 12:40 PM
42	61813	1/7/2025 9:21 AM
43	61813	1/6/2025 6:44 PM
44	61856	1/6/2025 2:18 PM
45	61856	1/6/2025 12:56 PM
46	61813	1/5/2025 7:33 PM
47	61813	1/4/2025 7:11 PM
48	61813	1/4/2025 4:28 PM
49	61856	1/4/2025 4:27 PM
50	61929	1/3/2025 10:40 PM
51	61813	1/3/2025 7:01 PM
52	61813	1/3/2025 6:46 PM

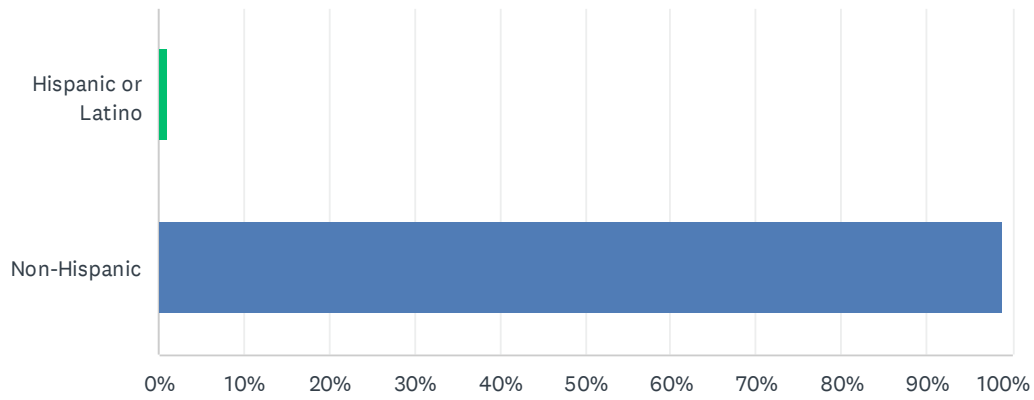
Community Survey

SurveyMonkey

53	61813	1/3/2025 3:37 PM
54	62526	1/3/2025 12:04 PM
55	61813	1/3/2025 8:18 AM
56	61604	1/3/2025 5:48 AM
57	61842	1/2/2025 9:03 PM
58	61856	1/2/2025 6:12 PM
59	61854	1/2/2025 5:44 PM
60	61813	1/2/2025 2:14 PM
61	61855	1/2/2025 2:13 PM
62	61856	1/2/2025 2:13 PM
63	61851	1/2/2025 2:09 PM
64	61813	1/2/2025 2:04 PM
65	61813	1/2/2025 11:57 AM
66	61854	1/2/2025 11:14 AM
67	61929	1/2/2025 10:58 AM
68	61854	1/2/2025 10:32 AM
69	61842	1/2/2025 10:31 AM
70	61854	1/2/2025 10:27 AM
71	61813	12/27/2024 10:46 PM
72	61884	12/23/2024 4:43 PM
73	61856	12/22/2024 9:00 AM
74	61813	12/21/2024 11:14 PM
75	61929	12/21/2024 10:55 AM
76	61855	12/21/2024 1:40 AM
77	61813	12/20/2024 10:49 PM
78	61813	12/20/2024 9:59 PM
79	61854	12/20/2024 3:40 PM
80	61830	12/20/2024 12:55 PM
81	61929	12/20/2024 11:46 AM
82	61813	12/20/2024 11:07 AM
83	61882	12/20/2024 10:43 AM
84	61813	12/20/2024 10:34 AM
85	61854	12/20/2024 9:53 AM
86	61854	12/19/2024 3:31 PM

Q23 Ethnicity:

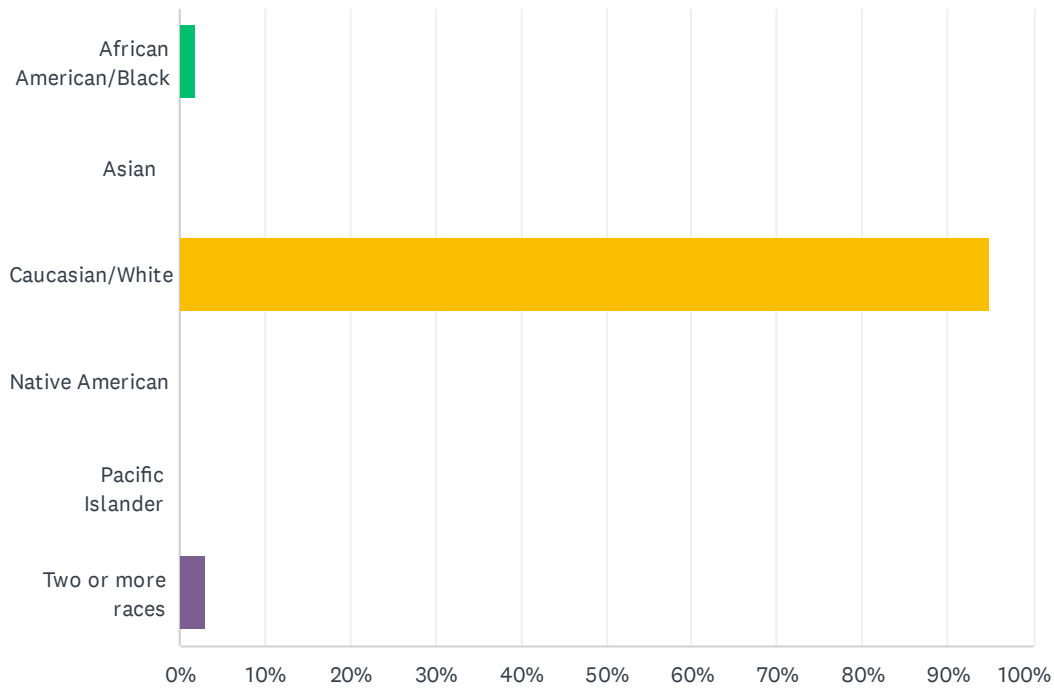
Answered: 97 Skipped: 5



ANSWER CHOICES	RESPONSES
Hispanic or Latino	1.03% 1
Non-Hispanic	98.97% 96
TOTAL	97

Q24 Race:

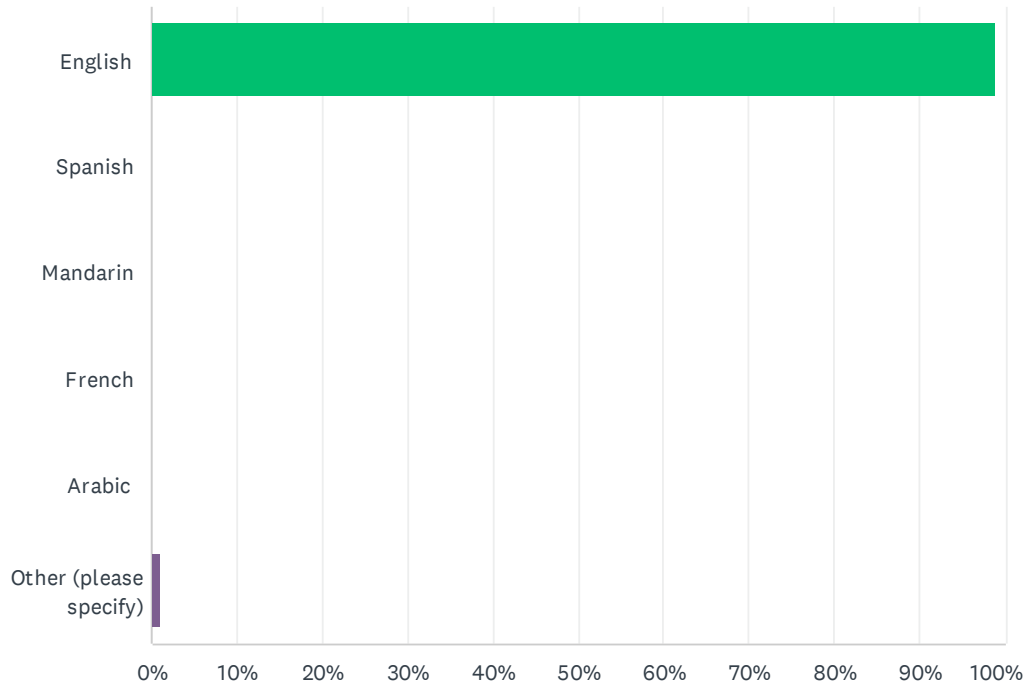
Answered: 99 Skipped: 3



ANSWER CHOICES	RESPONSES
African American/Black	2.02% 2
Asian	0.00% 0
Caucasian/White	94.95% 94
Native American	0.00% 0
Pacific Islander	0.00% 0
Two or more races	3.03% 3
TOTAL	99

Q25 Primary Language

Answered: 101 Skipped: 1



ANSWER CHOICES	RESPONSES
English	99.01% 100
Spanish	0.00% 0
Mandarin	0.00% 0
French	0.00% 0
Arabic	0.00% 0
Other (please specify)	0.99% 1
TOTAL	101

#	OTHER (PLEASE SPECIFY)	DATE
1	German	1/19/2025 12:37 PM