

Purpose

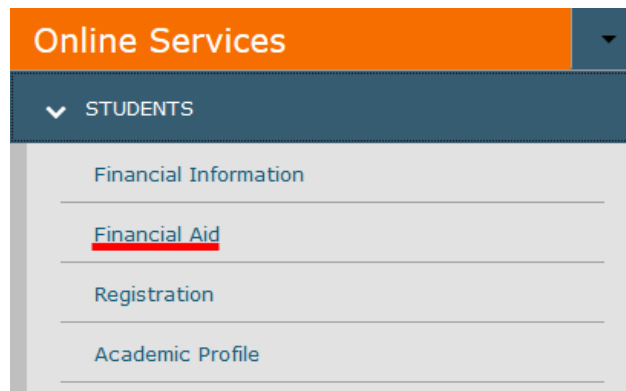
This tutorial will help students view the status of their academic progress.

Step 1

Go to your [myGSU Portal homepage](#). Log in to the portal using your GSU username and password.

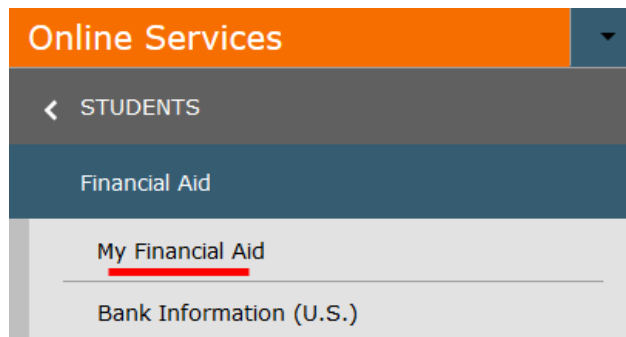
Step 2

Go to Online Services, click **STUDENTS**. Then choose **FINANCIAL AID**.



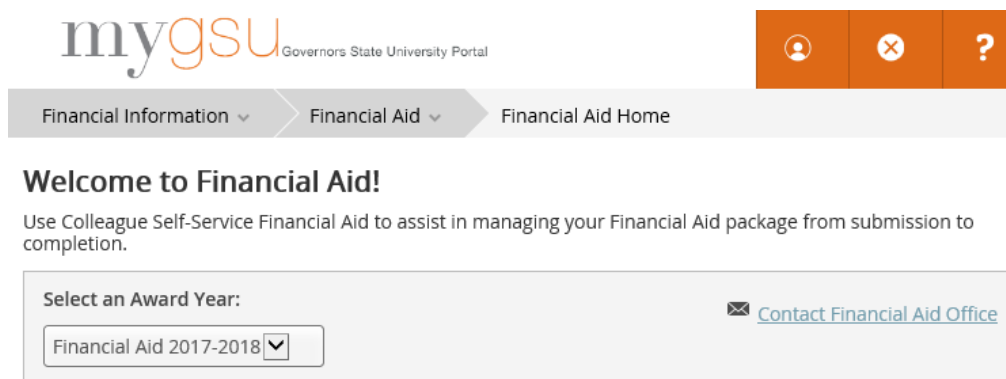
Step 3

When the Financial Aid menu opens, choose **My Financial Aid**.



Step 4

The Financial Aid homepage will open in a new tab.



View My Satisfactory Academic Progress (SAP)

Financial Aid - Online Services Tutorial



Step 5

You can find **Financial Aid Resources** on the **Home** screen. Depending on the size of your screen, you will find **FINANCIAL AID RESOURCES** either on the lower right side of the page, or as a tab with your checklist.

The screenshot shows a checklist table on the left and a sidebar on the right. A red arrow points from the 'Resources' link in the sidebar to the 'Resources' tab in the top navigation bar.

Checklist		
✓	Completed	Submit a Free Application for Federal Student Aid (FAFSA)
✓	Completed	Complete required documents
🔄	In-Progress	Your application is being reviewed by the Financial Aid Office
⚠️	Action Needed	Review and accept your Financial Aid Award Package
✓	Completed	Complete Direct Loan Entrance Counseling
✓	Completed	Sign a Direct Loan Master Promissory Note Your MPN Expires on 5/7/2023

- Resources
- Form Links
 - [Loan Reduction Form](#)
- [17-18 Important Financial Aid](#)
- Helpful Links
 - [FAFSA Application](#)
 - [Entrance Counseling](#)
 - [Master Promissory Note](#)

OR

The screenshot shows a navigation bar with tabs: Checklist, Financial Aid Counselor, Resources, Loan History, and Pell Lifetime Eligibility Used. A red arrow points to the 'Resources' tab. Below the tabs is a checklist table.

Checklist		
✓	Completed	Submit a Free Application for Federal Student Aid (FAFSA)
✓	Completed	Complete required documents
🔄	In-Progress	Your application is being reviewed by the Financial Aid Office

Step 6

From the Financial Aid Home screen, hover over the Financial Aid menu and choose **Satisfactory Academic Progress**. The screen will open in a new window.

The screenshot shows the 'Financial Aid' menu open, with a red arrow pointing to the 'Satisfactory Academic Progress' option. The menu items are: Financial Aid Home, Required Documents, My Awards, Award Letter, Federal Shopping Sheet, and Satisfactory Academic Progress.

- Financial Aid Home
- Required Documents
- My Awards
- Award Letter
- Federal Shopping Sheet
- Satisfactory Academic Progress**

View My Satisfactory Academic Progress (SAP)

Financial Aid - Online Services Tutorial



Step 7

The satisfactory academic progress page will load.

Satisfactory Academic Progress 1

You are currently making satisfactory academic progress. Please contact your Financial Aid Counselor if you need further assistance.

<p>SAP Status <i>Date Reviewed: 1/3/2017</i></p> <p>2 Evaluation Period: 2016FA - 2016FA</p> <p>Program: UG Health Administration</p> <p>SAP Status: ✔ SATISFACTORY</p> <p> What does SATISFACTORY Academic Progress mean?</p> <p>3 A SATISFACTORY SAP status means that you are meeting all of the requirements of the SAP policy to continue receiving financial aid.</p>	<p>SAP Details 4</p> <p>Maximum Program Credits 180.00</p> <p>Attempted semester credits 9.00</p> <p>Completed semester credits 6.00</p> <p>Semester GPA 1.667</p> <p>Cumulative attempted credits 120.00</p> <p>Cumulative completed credits 111.00</p> <p>Cumulative GPA 2.091</p>
--	---

<p>Financial Aid Counselor</p> <p>Financial Aid Counselor 708-534-4480 Contact Financial Aid Office</p>	<p>SAP History 5</p> <table border="1" style="width: 100%; border-collapse: collapse;"><thead><tr><th style="text-align: left;">Evaluation Period</th><th style="text-align: left;">SAP Status</th></tr></thead><tbody><tr><td>2016SP - 2016SP</td><td>SATISFACTORY </td></tr><tr><td>2015FA - 2015FA</td><td>SATISFACTORY </td></tr></tbody></table>	Evaluation Period	SAP Status	2016SP - 2016SP	SATISFACTORY	2015FA - 2015FA	SATISFACTORY
Evaluation Period	SAP Status						
2016SP - 2016SP	SATISFACTORY						
2015FA - 2015FA	SATISFACTORY						

Listing of Satisfactory Academic Progress page items

1. The SAP form allows to view your status for Financial Aid easily at the top of the screen. In the sample above, the student has a Satisfactory status. You can have anyone of six (6) possible statuses: Satisfactory, Warning, Cancel, Maximum Timeframe, Probation on Appeal, and Unable to Calculate. If you have questions about your status, please contact your Financial Aid Counselor.
2. The status lists the evaluation period and your program.
3. To find more information about your status, use the expand/collapse icon.
4. SAP Details lists much information about your credits and GPA. Use the expand/collapse icons to view more information.
5. To view your past term(s) SAP History, use the expand/collapse icons to view detailed information.



View My Satisfactory Academic Progress (SAP)

Financial Aid - Online Services Tutorial

If you If you have any questions, please contact the Financial Aid Office.

Contact the Financial Aid Office:

- Phone: 708.534.4480 or ext. 4480
- Email: faid@govst.edu